



ACTIVITY RECORD FOR BILLING

5/6/26 (1)

KOH-00308760 IP2-00056467
 Name: --- **Baby Of VASANTHI VATSAVAI** -----
 05-06-2026 0 Y 0 M 0 D 2 H (M)
 Dr. KADIRI BHANU VARUN KUMAR
 UHID No  ----- Consultant : ----- Dept : -----
 Date of Admission : ----- Time : ----- Date of Discharge : ----- Time: -----
 Room / Bed No : ----- Ward : ----- Suggested Billable bed type : -----

WARD TRANSFERS

Date	Time	From	To	Signature of Nurse
5/6/26	10:30 AM	400	410	

Cross Consultation Visit

	Doctors Name	Date	Order No.	Signature
1.				
2.				
3.				
4.				
5.				
6.				
7.				
8.				
9.				
10.				

PROCEEDURE

Date	ProceEDURE	Quantity	Order No.	Signature
5/6/26	O.P.V	}	done	Sondhya
	B.C.G			
	Hep-B			
7/6/26	O.A.E	①	943852	Seshu
Cross checked done by - Seshu 7/6/26 @ 11Am				


ANY OTHER INFORMATION

Baby kit given

Date: 5/6/26

Time: 10:30 AM

Prepared By: (Nayri)

Staff Nurse	Shift / Ward	Billing Assistant	Billing Supervisor
	New to 410 Sondhya		



NEONATAL IN-PATIENT MEDICAL RECORD

ADMISSION INFORMATION

Mother's Name : Vasanthi Age : 35yrs Father's Name : Age :
 Date of Birth : Date of Admission : UHID No. :
 NICU Consultant : Referring Consultant :
Transferring Unit : OT Labour Room ER Ward
Transported ? Yes No - If yes : Long (> 30 kms) Short (< 30 kms)

BIRTH INFORMATION

Name : 3/0 Vasanthi Mother's Blood Group : B+ve
 Gender : M F Blood Group :
 Date of Birth : 5/06/26 Time of Birth : 5:41am Birth Weight (gms) : 3.873 Length (cms) :
 Place of Birth : Kendambuv OFC (cms) :
 Estimated Gesth Age : 38+4

Current Obstetric History : (Booked / Unbooked Case)

Maternal Age : Ht : Wt : BMI : Married Life : LMP : 7/5/25 EDD :

Conception : Spontaneous or with Rx :

Booked at what GA : 5+1 AN Steroids Drugs / Doses :

Last Scans Details : 38+1 / cephalic / FFW - 3.4 Kg / 6.5th centile / AFI 16.2
PL - PIH, VAD TT Immunization and Iron / Folic Acid :

MATERNAL RISK FACTORS

<p>Age : <input type="checkbox"/> <18 yrs <input type="checkbox"/> > 35yrs Consanguinity : <input type="checkbox"/> Yes <input type="checkbox"/> No If yes, degree of consanguinity : <input type="checkbox"/> 1 <input type="checkbox"/> 2 <input type="checkbox"/> 3 H/o PIH (after 20 weeks) / PE How many Drugs / Doses / Since how long : H/o value of recent BP recording, proteinuria, edema, oliguria, any investigations (LFT, platelet count) : IUGR - when detected : Doppler (Increased Resistance / ADEF / REDF / Redistribution in MCA) / Ductus Venosus : AFI :</p>	<p>H/o GDM/ pre GDM/ on diet or insulin Controlled or not, recent values, HbA1 values : Compliance with Rx : Scans : LGA, TIFFA , Fetal Echo : H/o Hypothyroidism : when diagnosed ? Medication? Any other Chronic Medical Problems, when detected drugs ? (Anemia, SLE, Jaundice, CHD, Heart Disease) Infection : H/O, Fever (<input type="checkbox"/> Malaria <input type="checkbox"/> UTI <input type="checkbox"/> TORCH <input type="checkbox"/> TB <input type="checkbox"/> HIV <input type="checkbox"/> HBV) UTI : when : Any culture :</p>
--	--

PPROM : Duration : 2 1/2 hrs Uterine Tenderness Foul Smelling Liquor HVS (if taken) - Results :

Medication during Pregnancy : Duration :

History of Present Illness:

Equipment check done.

↓

Baby CIAB

bc clamped & cut (2A HV)

inj. Vit K 1mg IM given

↓

stable:

Investigation details in previous Hospital:

Feeding History:

Past History:

Family History:

mother - CF (cystic fibrosis carrier)

wife

husband

4PLC (N)

Socio Economic History:

GENERAL EXAMINATION ON ADMISSION

General Disposition :

VITALS : Temperature : HR : 146bpm RR : NIBP : CFT :

Color of the extremities : acrocyanosis

Jaundice : Pallor : SpO2 : 96%

Anthropometry : Birth Weight : 3.873 Length : HC : Present Weight :

Ponderal Index : AGA : SGA : LGA :

HEAD TO TOE EXAMINATION

HEAD :
Fontanelles :
Sutures
Shape / Moulding :
Edema / Bruising :
Size - (H.C.) :

N

Facies :
(Any Facial
Dysmorphism)

**NECK and
CLAVICLES :**
Range of Motion :
Asymmetry :
Masses :

N

EYES :
Symmetry :
Red Reflex : to be seen
Discharge :

**EARS, NOSE
MOUTH and
THROAT :**
Ear set / Shape :
Periauricular Pits / Tags :
Nasal shape / Patency :
Palate :
Gums :
Lips :
Tongue :

N

THORAX and BREASTS : Shape of Thorax : | (N)
Position of Nipples and Number : | (N)

ABDOMEN and UMBILICUS : Shape : (N)
Organomegaly : No
Bowel Sounds :
Umbilical Stump : 2A + IV
Discharge :

GENITILIA : Labia / Hymen :
Testicles/penis : descended
Anus : patent

HERNIAL ORIFICES appears free

TRUNK and SPINE : (N)

SKIN LESIONS :

EXTREMITIES : Fingers / Toes : | (N) Arms / Legs :
Deformities : | (N) Mobility :
Hip Joint Examination :

SYSTEMIC EXAMINATION

Respiratory System :
Breathing Pattern : Regular Periodic Shallow Gasping
Mention If baby has Respiratory distress : RR : SCR / ICR / See - Saw breathing :
Scoring of respiratory distress if present (Silverman or Downe's) :
Mention if baby is on : Hood box CPAP Ventilator
Settings :
SpO₂ : 95% Auscultation : Breath Sounds : Added Sounds :

Cardiovascular System :
HR : 146 BP : Precordial Activity : (N)
Femoral Pulses : M/L R/L Other Peripheral Pulses : P/L
Murmurs :
Signs of Cardiac Failure :

Abdomen : Hernia orifice : appears free
Shape : (N) Anal Patency : patent
Palpation : SPPe Umbilical Cord : 2A + IV
Palpable masses : No First urine passed : -
Abdominal girth : Meconium passed : -

Nervous System : Higher intellectual functions (Sensorium) :

State of wakefulness :

Prechtlle Score : *4/1A - 9001*

Nerves :

Motor System :

Passive Tone : *(N)*

Active Tone :

Neonatal Reflexes :

Grasp : Palmar Plantar Sucking Rooting Crossed adductor :

Moro's : *bil. asymmetrical* DTR : *(N)*

ATNR : Skull and Spine :

Any Congenital Anomalies :

Diagnosis : *T | 38+4 | emasa | Mau | CIA3 | 3.873*

dGA

FOOT PRINTS

Left Side :



Right Side :



Resident Doctor :

Signature : *Dr. Brij*

Name : *Dr. Brij Anavani*

Date & Time : *25/06/20*

Consultant :

Signature :

Name :

Date & Time :

DISCHARGE PLAN

Information given by: Family Friend

Will patient require transportation arrangements to go home: Yes No NA

Will Physiotherapy require at home: Yes No NA

Is home medical equipment anticipated: Yes No NA

Is home oxygen therapy anticipated: Yes No NA

Breastfeeding Yes No NA

Formula Feed Yes No NA

Are dressing needs at home anticipated: Yes No NA

Any other needs anticipated: Yes No If Yes Specify

Feeding Plan at the time of shifting :

- 1) DBF Q 2 - 3rd July
- 2) warm care
- 3) Monitor vitals

Screenings done during NICU Stay :

NSG :

Hearing Screen :

ROP :

TFT :

NP2 :

- 4) vaccines / to stay
DAE
- 5) SBE
NBS @ 48 HOU
- 6) GRBS 0, 3, 6, 12, 24
48 HOU 1st

Discharge Details:

Neonatal Condition at Discharge:

Bmg
post feed
nutrall prepared
inform 1st < 50 mg/dl

Patient Sticker

Feeding: Breastfeeding Exclusively Breastfeeding and Formula Feeding Formula Feeding

Vitamin K given: Yes No

Vaccinations given BCG Hepatitis B Others:

Neonatal Screen Taken: Yes No, parents advised to have Neonatal Screen at National screening

program center on:/...../.....

Hearing Test: Yes No

Jaundice: NIL Slight Moderate

Passed Urine: Yes No

Passed Meconium: Yes No

Weight at discharge:

Appointment was given for follow-up at OPD: Yes No

Date of Discharge:/...../.....

Discharge to Home Other:

Against Medical Advice: Yes No

Referred to another hospital: Yes No

Discharge Medications: Yes No

Details:

Final Diagnosis:

.....
.....
.....
.....
.....
.....
.....
.....

Doctor Signature:

Doctor Name:

Date & Time:

KOH-00308760 IP2-00056467
 Baby Of VASANTHI VATSAVAI
 05-06-2026 0 Y 0 M 0 D 2 H (M)
 Dr. KADIRI BHANU VARUN KUMAR



PROGRESS NOTES AND DOCTOR'S ORDER

Date & Time	Progress Notes	Doctor's Order
6/6 10 AM	6/6 Dr. Varun	
	P 38 + 4 hr Wt N 3.873 CGA	
6/6/26	Baby well Accepting feeds cry	
4-5/26 10 AM	tone good activity	plan
		- Alcum care
		- Feeds 2nd by pb bumpie, formula/feeds
		- OAT
		- CERS monitoring
		Refam if < 50
		Dr
	Noted by Chandmani @ 10 AM 6/6/26	

KOH-00308760 IP2-00056487
 Baby Of VASANTHI VATSAVAI (M)
 05-06-2026 0 Y 0 M 1 D
 Dr. KADIRI BHANU VARUN KUMAR



PROGRESS NOTES AND DOCTOR'S ORDER

Date & Time	Progress Notes	Doctor's Order
6/6/26	S/B. Registrar	
3:30pm		
	T C 38+0 / LCU / M / 3.3 / LGA	
	Euthic	
	warm	
	auep Ray DBF-over	
	CP/A good	
	vital. stable	Adv
	C/L	- haem case
	RS / RD	- DBT-116 biopsy - 2hr
	PIA	
		- GAE done
		- Co RBS as advic-1
	Noted by	
	Sandhya	
	6/6/26	
	3:30pm	

KOH-00308760 IP2-00056467
 Baby Of VASANTHI VATSAVAI
 05-06-2026 0 Y 0 M 1 D (M)
 Dr. KADIRI BHANU VARUN KUMAR



PROGRESS NOTES AND DOCTOR'S ORDER

Date & Time	Progress Notes	Doctor's Order
7/6 7am	<p>cf e by Dr. Varun.</p>	
	<p>Imm 38+4 emscc (prev lscs in labour) 3.8kg 4.4A)</p>	
	<p>MB4 : B⁰</p>	
	<p>RB4 : O⁺</p>	
		<p>ba</p>
	<p>cf T/O : good for phis : wam.</p>	<p>warm call</p>
		<p>DRP 2nd half fls hmfis</p>
		<p>• SRR, NRS - now.</p>
		<p>• OAE to be done</p>
		<p>• GRBS as advised</p>

KOH-00308760 IP2-00056467
 Baby Of VASANTHI VATSAVAI
 05-06-2026 0 Y 0 M 1 D (M)
 Dr. KADIRI BHANU VARUN KUMAR



**Rainbow[®]
 Children's
 Hospital**
 It takes a lot to treat the little.

BirthRight[™]
 BY RAINBOW HOSPITALS
 Your Right to a Safe Delivery

RESULT SHEET

Date	7/6/26				
Time	10:13Am				
Hb					
PCV					
RBC					
WBC					
N/L					
Platelets					
CRP					
ESR					
PCT					
RBS					
Na					
K					
Cl					
Ca/Mg					
Phosphate					
Urea					
Creatinine					
ALP					
SGPT					
SGOT					
T.Bill/Conj	8.6 ^{0.1} 8.5				
T.Protein					
S.Albumin					
S.Globulin					
A/G Ratio					
Uric Acid					
S.Amylase					
Sr.Lipase					
Blood Lactate					
S.Cholesterol					
PT/INR					
APTT					
CSF Protein / Sugar					
Cells					
N/L					

5/6/26



VITALS CHART

Date →	Temp	HP	RR	SPO ₂	Score	Type of Feed	Qty	Urine	Stool	Vomit
7.00 am	98.6 F	140	46	100%		DBM	-	-	-	-
8.00 am										
9.00 am	98.0 F	149	50	100%		DBM				
10.00 am										
11.00 am						DBM		✓	✓	↓
12.00 pm										
1.00 pm	97.5 F	130	33	99%		DBM		U-1	M-1	V-0
2.00 pm						DBM				
3.00 pm										
4.00 pm						DBM				
5.00 pm										
6.00 pm	98 F	148	42	100%		DBM				
7.00 pm										
8.00 pm						DBM		U-0	M-2	V-0
9.00 pm								✓		
10.00 pm	97 F	144	41	100%		DBM			✓	
11.00 pm										
12.00 am										
1.00 am						DBM				
2.00 am										
3.00 am						DBM		✓	✓	
4.00 am										
5.00 am								✓	✓	
6.00 am	98 F	148	47	100%		DBM			✓	
								U-3	M-3	V-0
						TOTAL		U-4	M-7	V-0

Temperature 97.5 to 99.5 F
HR 120 to 160 per minute
RR 30 to 60 per minute
SP02 93-100%

Feeding Plan..... DBM

Morning Shift

Clinical Diagnosis..... New born
Nursing Diagnosis..... New born care

Plan of Care * Assess condition of the baby * Monitor vitals
* Provide warm care * Provided cord care
* DBF 2nd hourly * Maintain hand hygiene

Planned Investigations Procedures

Implementation * Assessed baby's condition * Monitor vitals
* Provided warm care * Provided cord care
* DBF 2nd hourly provided * maintained hand hygiene

Handed Over by : Name & Signature [Signature] 5/6/26 @ 2pm
Received by : Name & Signature Seema @ 2pm
5/6/26

Evening Shift

Clinical Diagnosis..... NB
Nursing Diagnosis..... New born care

Plan of Care * Assess the baby condition
* check vital signs
* maintain I/O chart

Planned Investigations Procedures

Implementation * Assessed the baby condition
* checked vital signs
* maintained I/O chart
* Encourage DBM feed

Handed Over by : Name & Signature [Signature] 5/6/26 @ 8pm
Received by : Name & Signature Pooja @ 8pm
5/6/26

Night Shift

Clinical Diagnosis..... New born
Nursing Diagnosis..... New born care

Plan of Care * Assess the baby condition
* check the vitals
* maintain the chart

Planned Investigations Procedures

Implementation * Assessed the baby condition
* checked the vitals
* maintained the chart

Handed Over by : Name & Signature [Signature] 5/6/26 @ 8pm
Received by : Name & Signature Shanthe
5/6/26 @ 8pm



6/6/26

VITALS CHART

Date →	Temp	HP	RR	SPO ₂	Score	Type of Feed	Qty	Urine	Stool	Vomit
7.00 am										
8.00 am						DBM		I	I	I
9.00 am										
10.00 am						DBM				
11.00 am										
12.00 pm	97.0 F	148	40	100%		DBM				
1.00 pm										
2.00 pm						DBM		U-0	M-0	V-0
3.00 pm						DBM+				
4.00 pm						Nonexcellu	10ml			
5.00 pm										
6.00 pm	98.2 F	146	43	99%		DBM		V-0		
7.00 pm										
8.00 pm						DBM		U-01	M-01	V-0
9.00 pm									✓	I
10.00 pm	97 F	148	40	100%		DBM				
11.00 pm										
12.00 am						DBM				
1.00 am									✓	
2.00 am						DBM				
3.00 am										
4.00 am								✓	✓	
5.00 am	98 F	146	43	100%		DBM				
6.00 am										
								U-1	M-3	V-0
						TOTAL		U-2	M-4	V-0

Temperature 97.5 to 99.5 F
HR 120 to 160 per minute
RR 30 to 60 per minute
SP02 93-100%

Feeding Plan.....
.....

Morning Shift

Clinical Diagnosis..... New born care
Nursing Diagnosis..... Related to New born care

Plan of Care Assess the baby condition
MONITOR vitals & maintain I/O chart
provided feed 2-3rd baby burping
Planned Investigations Procedures.....

Implementation Assessed baby condition
monitored vitals
Maintained I/O chart
provided feed 2-3rd baby burping

Handed Over by : Name & Signature
Shanthi
6/6/26 @ 2pm

Received by : Name & Signature
Ashwina
6/6/26 @ 2pm

Evening Shift

Clinical Diagnosis..... New born care
Nursing Diagnosis..... GRBs monitoring Related to Encourage orally

Plan of Care Assess the Baby condition
check the vitals
Maintain I/O chart
Planned Investigations Procedures..... SBR, NBS after 4hr

Implementation Assessed the Baby condition
Checked the vital
Maintained I/O chart
provided warm care

Handed Over by : Name & Signature
Ashwina
06/6/26 @ 8pm

Received by : Name & Signature
Pooja
@ 8pm

Night Shift

Clinical Diagnosis..... NB
Nursing Diagnosis..... New born care

Plan of Care Assess the baby condition
check the vitals
Provided feed 2-3rdly - burping
Planned Investigations Procedures.....

Implementation Assessed the baby condition
checked the vitals
provided feed 2-3rdly burping

Handed Over by : Name & Signature
Pooja
@ 8AM

Received by : Name & Signature
Anjali
7/06/26

7/06/26



Morning Shift

Clinical Diagnosis..... NB

Nursing Diagnosis..... Excessive crying related to New Environmental Adjustment as evidence by observation.

Plan of Care
⊕ Assess the General condition of the patient.
⊕ Monitor vital signs and IIO chart.

Planned Investigations Procedures ⊕ SBR & NBS to be.

Implementation
⊕ Assessed the General condition.
⊕ Monitor vital signs and IIO chart.
⊕ provided Breast feeding & New born care.

Handed Over by : Name & Signature
Ayali
7/06/26.

Received by : Name & Signature

Evening Shift

Clinical Diagnosis.....

Nursing Diagnosis.....

Plan of Care

Planned Investigations Procedures

Implementation

Handed Over by : Name & Signature

Received by : Name & Signature

Night Shift

Clinical Diagnosis.....

Nursing Diagnosis.....

Plan of Care

Planned Investigations Procedures

Implementation

Handed Over by : Name & Signature

Received by : Name & Signature