

①

ACTIVITY RECORD FOR BILLING

I/H-00193629 IP-00060298

Mrs T GOUTHAMI PRIYA

15-05-1986 40 Y 1 M 5 D (F)

Name: ----- Dr. KOPPULA SIRISHA REDDY -----

UHID No: -----  ----- Consultant: ----- Dept: -----

Date of Admission: 10/6/26 Time: 11:35 AM Date of Discharge: ----- Time: -----

Room / Bed No: 222 Ward: L/W Suggested Billable bed type: -----

WARD TRANSFERS

Date	Time	From	To	Signature of Nurse
10/6/26				

Cross Consultation Visit

	Doctors Name	Date	Order No.	Signature
1.				
2.				
3.				
4.				
5.				
6.				
7.				
8.				
9.				
10.				

# INVESTIGATIONS

Date	Investigations	Order No.	Sign
10/6/26	CBP, CRP, vaginal swab	V126019890	<u>Tusa</u>
10/6/26	CUF, urine c/s	V126019896	<u>Tusa</u>
10/6/26	AFT Scan (1)	R26-009281	<u>Tusa</u>
10/6/26	RBS at 4:40 PM 136 mg/dl	V126019916	<u>Tusa</u>
10/6/26	PT/APTT, LFT, creatinine	V126019919	<u>Tusa</u>
10/6/26	LDH, urine acid, electrolytes		
10/6/26	Urea	V126019920	<u>Tusa</u>
11/6/26	GRBS @ 7:30 AM - 129 mg/dl	V126020046	<u>Lau</u>
11/6/26 (2)	Growth Scan & Doppler	R26-009475	<u>Lau</u>
11/6/26	CRP, CBP	V126020020	<u>Tusa</u>
11/6/26	24 hour urine protein	V126020035	<u>Tusa</u>
<hr/>			
12/6/26	AFT Scan (9)	R26-009459	<u>Tusa</u>
13/6/26	CBP, CRP	V126020244	<u>Lau</u>
13/6/26	GRBS at 11:10 AM 98 mg/dl	V126020324	<u>Tusa</u>
13/6/26	AFT Scan (3)	R26-009484	<u>Tusa</u>
14/6/26	AFT Doppler Scan (4)	R26-009553	(14) <u>Tusa</u>
15/6/26	CBP, CRP	V126020413	<u>Tusa</u>
<hr/>			
Now checked		by A Shami	15/6/26 at 7 AM
15/6/26	GRBS at 12 pm - 102 mg/dl	V126020473	<u>Lau</u>
15/6/26	AFT Scan (5)	R26-009586	<u>Tusa</u>

Now checked by A Shami 16/6/26 6 am





2

VIH-00193629 IP-00060298  
Mrs T GOUTHAMI PRIYA  
05-05-1986 40 Y 1 M 11 D (F)  
Dr. KOPPULA SIRISHA REDDY

**BILLING**



Consultant : ----- Dept : -----

Date of Admission : 10/6/26 Time : 11:35 AM Date of Discharge : ----- Time: -----

Room / Bed No : 222 Ward : Yr Suggested Billable bed type : -----

**WARD TRANSFERS**

Date	Time	From	To	Signature of Nurse

**Cross Consultation Visit**

	Doctors Name	Date	Order No.	Signature
1.				
2.				
3.				
4.				
5.				
6.				
7.				
8.				
9.				
10.				

# INVESTIGATIONS

Date	Investigations	Order No.	Sign
16/6/26	urine - albumin dipst (Neg)	V126020525	-mj
16/6/26	CBP, CRP	V126020521	-mj
17/6/26	CBP, CRP	V126020607	[Signature]
<p>Clam checked by G. Shanu 17/6/26</p>			
16/6/26	AFI Scan (b)	R26-009641	-mj 7pm
18/6/26	CBP, CRP	V126020733	-mj
18/6/26	AFI Scan (x)	R26-009776	-mj
19/6/26	CBP, CRP	V126020826	[Signature]
<p><del>cross</del> Med exp <u>Chanel</u> 19/06/2026 at 10:30am</p>			





<b>Name</b>	Mrs T GOUTHAMI PRIYA	<b>UHID</b>	VIH-00193629
<b>Father/Guardian</b>	Mr GOPALA KRISHNAM NAIDU	<b>Age/Gender</b>	40 Y 1 M 14 D/Female
<b>Address</b>	H NO 16-11-3/5, F-102, SRI SAI SHAKTI APPTS, SALEEM NAGR, MALAKPET, Malakpet, Hyderabad, Telangana, INDIA, 500036		
<b>IP No</b>	IP-00060298	<b>Admission Date</b>	10-06-2026
<b>Ref Doctor</b>	Self	<b>Discharge Date</b>	

### **DISCHARGE SUMMARY**

**Consultant:** Dr. KOPPULA SIRISHA REDDY,

**Diagnosis:** Primigravida with 24+4 weeks with IVF conception with Advanced maternal age with APLA indeterminate with Previous laparoscopic myomectomy with Chronic Hypertension with Preterm premature rupture of membranes for Observation.

**History:**

LMP: 21.12.2025

Obstetric formula: Primigravida

EDD: 26.09.2026

Gestation at admission: 24+4 weeks

**Obstetric History:**

G1 : Present pregnancy, IVF conception.

Medical History: Nil

Family History: Nil

Surgical History: Lap Myomectomy in 2016

Lap B/L Endometriotic ovarian cystectomy in 2023

Hysteroscopy guided Endometrial biopsy in July 2025

Allergies: Nil

<b>Name</b>	Mrs T GOUTHAMI PRIYA	<b>UHID</b>	VIH-00193629
-------------	-------------------------	-------------	--------------

**Antenatal Details:** Mrs T GOUTHAMI PRIYA was booked to Rainbow hospital since conception. She had h/o vomitings, headache & body pains at 11+2 weeks & was managed conservatively. She is on Tab Ecospirin 150mg OD since conception and stopped at 24+5 weeks and started again. She was admitted at 15+3 weeks i/v/o High BP readings & imminent signs of pre-eclampsia, started on Tab Nicardia 10mg twice daily. Inj MgSO4 loading & maintenance dose covered. Cardiologist & Physician review done. ECG, 2D-Echo done - Normal. She is on Inj. Clexane 40mg since conception. She came with complaints of PV leaking since 5.30 am on 10.06.2026. She was admitted at 25+6 weeks with IVF conception with Advanced maternal age with APLA indeterminate with Previous laparoscopic myomectomy with Chronic Hypertension with Preterm premature rupture of membranes for Observation.

**Investigations:** Enclosed

Blood Group - '**O**' **POSITIVE**

**Management:** Patient came with complaints of leaking PV since 5.30am on 10.06.2026. On admission her vitals were stable. Per speculum examination was done which showed draining of clear liquor. CBP, CRP, CUE, Urine C/S, HVS were done. Neonatal counselling was done. CBP, CRP were normal & CUE showed Protein 3+, Blood, pus cells and epithelial cells +. Inj Betamethasone 12mg two doses given 12 hours apart after checking GRBS. Inj MgSO4 loading & maintenance dose covered. 24hr Urine Protein, coagulation profile, LFT, Serum creatinine, LDH, Blood urea, Serum uric acid, Serum electrolytes sent- normal. Growth scan done on 11.06.2026 showed SLIUF, 24+5 weeks, cephalic, Placenta - anterior, high, AC-42%, AFI - largest pool : 1.9cm, EFW-719gm, Dopplers normal. She was started on conservative line of management with IV fluids and antibiotics. Daily CBP, CRP monitoring was done. AFI Doppler done on 12.06.2026 showed SLIUF, 24+6 weeks, cephalic, placenta - anterior, high, AFI- single pocket : 2.5cm, Dopplers normal. Urine C/S showed no growth. HVS showed epithelial cells with gram

Name	Mrs T GOUTHAMI PRIYA	UHID	VIH-00193629
------	-------------------------	------	--------------

positive bacilli, culture showed no isolated organism. 24 hr Urine protein was 28.8. AFI Doppler scan done on 13.06.2026 showed SLIUF, 25 weeks, cephalic, Placenta - anterior, high, AFI- largest pool : 1.8cm, Dopplers normal. AFI Doppler scan done on 14.06.2026 showed SLIUF, 25+1 weeks, Transverse lie, Largest pool - 2.2cm, Dopplers normal. AFI Doppler scan on 15.06.2026 showed SLIUF, 25+2 weeks, cephalic, Placenta- anterior, high, AFI- largest pool : 2.4cm, Dopplers normal. Urine albumin done on 16.06.2026 was Negative. AFI Doppler scan done on 16.06.2026 showed SLIUF, 25+3 weeks, Transverse lie, AFI- largest pool : 2.5cm, Placenta- anterior, high, Dopplers normal. **AFI Doppler done on 18.06.2026** showed SLIUF, 25+5 weeks, cephalic, Placenta- anterior, high, AFI- largest pool: 2cm, Dopplers normal. Urine albumin done on 18.06.2026 was Negative. on 18.06.2026 CBP - 11/13010/ 2.48L, CRP - 3. At the time of discharge patient is vitally stable, no active leak present, perceiving good fetal movement with good FHR.

#### Advice:

1. Plenty of oral fluids.
2. Strict fetal kick count.
3. Strict bed rest with foot end elevation.
4. TEDD stockings
5. Tab. Azithromycin 500mg twice daily (9am-9pm) till 21.06.2026 after food.
6. Cap. Pan-40 once daily (7am) till 23.06.2026 before breakfast.
7. Tab. Cefuroxime 500mg twice daily (9am-9pm) till 23.06.2026 after food.
8. Tab Ecospirin 150mg once daily at 10pm till further orders.
9. Inj. Enoxaparin 40mg SC once daily at 10pm till further orders.
10. Continue Tab. Iron, Calcium, Folic acid, MgD3 as advised till further orders.
11. Continue Tab. Nicardia retard 10mg twice daily (10am-10pm) after food.
12. Continue Tab. Susten 400mg per oral once daily (6am) till further orders.
13. AFI Doppler scan on Monday & review with reports.
14. Regular home BP monitoring, review in emergency If BP >140/90 or

Name	Mrs T GOUTHAMI PRIYA	UHID	VIH-00193629
------	-------------------------	------	--------------

imminent signs such as headache, blurring of vision, epigastric pain, vomitings , nausea, decreased urine output.

15. Review immediately if bleeding or Active leaking Per vaginum, pain abdomen, abdominal tightness or decreased fetal movement.
16. Review on Monday (22.06.2026) with prior appointment in OPD (This consultation will be charged).


**To take appointment for OPD consultation at Rainbow Children's Hospital, just dial one number 1800-2122 (between 8 a.m. to 8 p.m.) (or) log on to [www.rainbowhospitals.in](http://www.rainbowhospitals.in)**

In case of emergency kindly contact 040-42462200. Extension 2220 (Rainbow Hospital, Karkhana).

The content of the patient discharge summary, medication, food & drug interaction, care to be provided at home, nutrition, immunization and safe parenting, when and how to obtain emergency care etc also have been explained by doctor .....in the language that I understand and I have understood the same.

Name : 

Signature :

  
19/6/26

Relationship with patient :

This summary has been explained by :

Summary prepared by: Dr.

  
Dr. KOPPULA SIRISHA REDDY  
MBBS,DNB

**Registrar/Resident/C.M.O**

**Laboratory Report**

Mrs T GOUTHAMI PRIYA

9989351030

40 Y 1 M 14 D

VI26020826

Female

19-06-2026 08:00 AM

IP-00060298

19-06-2026 08:00 AM

VIH-00193629

Dr. KOPPULA SIRISHA REDDY

N 2F-MICU / MICU 231

Investigation	Result	Unit	Biological Reference Interval
<b>TEST RESULT STATUS : REPORT ENTERED</b>			
<b>C REACTIVE PROTEIN (Specimen : SERUM)</b>			
CRP (Immunoturbidimetry)	3.0	mg/L	<10

Interim Report

**Laboratory Report**

Mrs T GOUTHAMI PRIYA 9989351030  
40 Y 1 M 14 D VI26020826  
Female 19-06-2026 07:43 AM  
IP-00060298 19-06-2026 07:43 AM  
VIH-00193629  
Dr. KOPPULA SIRISHA REDDY N 2F-MICU / MICU 231

Investigation	Result	Unit	Biological Reference Interval
<b>COMPLETE BLOOD PICTURE (Specimen : BLOOD)</b>		<b>TEST RESULT STATUS : REPORT ENTERED</b>	
HEMOGLOBIN (Colorimetry)	11.0	g/dL	12 - 16
RBC COUNT (DC detection method)	3.46	10 <sup>12</sup> /L	4 - 5.2
PCV/HCT (Calculated)	30.8	VOL%	33 - 51
MCV (Calculated)	88.9	fL	80 - 100
MCH (Calculated)	31.7	pg/cells	26 - 34
MCHC (Calculated)	35.6	g/dL	32 - 36
RDW-CV (Calculated)	12.3	%	11.5 - 13.1
PLATELET COUNT (DC Detection Method)	248	10 <sup>9</sup> /L	150 - 450
MPV (Calculated)	9.3	fL	6.5 - 10
WBC COUNT (DC Detection Method)	13.01	10 <sup>9</sup> /L	H 4.5 - 11
<b>Differential Count</b>			
NEUTROPHILS (Microscopy, Leishman stain)	72.7	%	H 35 - 66
LYMPHOCYTES (Microscopy, Leishman stain)	19.9	%	24 - 44
MONOCYTES (Microscopy, Leishman stain)	5.5	%	4 - 10
EOSINOPHILS (Microscopy, Leishman stain)	1.4	%	1 - 4

**Laboratory Report**

Mrs T GOUTHAMI PRIYA 9989351030  
 40 Y 1 M 13 D VI26020733  
 Female 18-06-2026 07:28 AM  
 IP-00060298 18-06-2026 08:07 AM  
 VIH-00193629 18-06-2026 02:54 PM  
 Dr. KOPPULA SIRISHA REDDY N 2F-LABOUR WARD / LW 219

Investigation	Result	Unit	Biological Reference Interval
<b>C REACTIVE PROTEIN (Specimen : SERUM)</b>			<b>TEST RESULT STATUS : REPORT AUTHORISED</b>
CRP (Immunoturbidimetry)	16	mg/L	H <10



**Dr. SRUJANA SHYAMALA**  
**MD, DNB**  
 Consultant Pathologist  
 Reg No : 39356

**Laboratory Report**

Mrs T GOUTHAMI PRIYA 9989351030  
 40 Y 1 M 13 D VI26020733  
 Female 18-06-2026 07:28 AM  
 IP-00060298 18-06-2026 08:07 AM  
 VIH-00193629 18-06-2026 07:17 PM  
 Dr. KOPPULA SIRISHA REDDY N 2F-LABOUR WARD / LW 219

Investigation	Result	Unit	Biological Reference Interval
<b>COMPLETE BLOOD PICTURE (Specimen : BLOOD)</b>		<b>TEST RESULT STATUS : REPORT AUTHORISED</b>	
HEMOGLOBIN (Colorimetry)	11.5	g/dL	L 12 - 16
RBC COUNT (DC detection method)	3.56	10 <sup>12</sup> /L	L 4 - 5.2
PCV/HCT (Calculated)	31.8	VOL%	L 33 - 51
MCV (Calculated)	89.4	fL	80 - 100
MCH (Calculated)	32.3	pg/cells	26 - 34
MCHC (Calculated)	36.1	g/dL	H 32 - 36
RDW-CV (Calculated)	12.3	%	11.5 - 13.1
PLATELET COUNT (DC Detection Method)	243	10 <sup>9</sup> /L	150 - 450
MPV (Calculated)	9.3	fL	6.5 - 10
WBC COUNT (DC Detection Method)	13.44	10 <sup>9</sup> /L	H 4.5 - 11
<b>Differential Count</b>			
NEUTROPHILS (Microscopy, Leishman stain)	74	%	H 35 - 66
LYMPHOCYTES (Microscopy, Leishman stain)	20	%	L 24 - 44
MONOCYTES (Microscopy, Leishman stain)	05	%	4 - 10
EOSINOPHILS (Microscopy, Leishman stain)	01	%	1 - 4
PERIPHERAL SMEAR (Microscopy, Leishman stain)	RBC : NORMOCYTIC / HYPOCHROMIC WBC : LEUCOCYTOSIS PLATELETS : ADEQUATE		



**Dr. SRUJANA SHYAMALA**  
**MD, DNB**  
**Consultant Pathologist**  
**Reg No : 39356**

**Laboratory Report**

Mrs T GOUTHAMI PRIYA 9989351030  
 40 Y 1 M 12 D VI26020607  
 Female 17-06-2026 07:12 AM  
 IP-00060298 17-06-2026 07:25 AM  
 VIH-00193629 17-06-2026 08:12 AM  
 Dr. KOPPULA SIRISHA REDDY N 2F-LABOUR WARD / LW 219

Investigation	Result	Unit	Biological Reference Interval
<b>TEST RESULT STATUS : REPORT AUTHORISED</b>			
<b>C REACTIVE PROTEIN (Specimen : SERUM)</b>			
CRP (Immunoturbidimetry)	19.0	mg/L	H <10



**Dr. SRUJANA SHYAMALA**  
 MD, DNB  
 Consultant Pathologist  
 Reg No : 39356

**Laboratory Report**

Mrs T GOUTHAMI PRIYA

9989351030

40 Y 1 M 12 D

VI26020607

Female

17-06-2026 07:12 AM

IP-00060298

17-06-2026 07:25 AM

VIH-00193629

17-06-2026 07:54 PM

Dr. KOPPULA SIRISHA REDDY

N 2F-LABOUR WARD / LW 219

Investigation	Result	Unit	Biological Reference Interval
<b>COMPLETE BLOOD PICTURE (Specimen : BLOOD)</b>		<b>TEST RESULT STATUS : REPORT AUTHORISED</b>	
HEMOGLOBIN (Colorimetry)	11.9	g/dL	L 12 - 16
RBC COUNT (DC detection method)	3.71	10 <sup>12</sup> /L	L 4 - 5.2
PCV/HCT (Calculated)	33.3	VOL%	33 - 51
MCV (Calculated)	89.7	fL	80 - 100
MCH (Calculated)	32.0	pg/cells	26 - 34
MCHC (Calculated)	35.7	g/dL	32 - 36
RDW-CV (Calculated)	12.4	%	11.5 - 13.1
PLATELET COUNT (DC Detection Method)	260	10 <sup>9</sup> /L	150 - 450
MPV (Calculated)	9.2	fL	6.5 - 10
WBC COUNT (DC Detection Method)	14.85	10 <sup>9</sup> /L	H 4.5 - 11
<b>Differential Count</b>			
NEUTROPHILS (Microscopy, Leishman stain)	76	%	H 35 - 66
LYMPHOCYTES (Microscopy, Leishman stain)	16	%	L 24 - 44
MONOCYTES (Microscopy, Leishman stain)	06	%	4 - 10
EOSINOPHILS (Microscopy, Leishman stain)	02	%	1 - 4
PERIPHERAL SMEAR (Microscopy, Leishman stain)	RBC - NORMOCYTIC / NORMOCHROMIC WBC - LEUCOCYTOSIS PLATELETS - ADEQUATE		



**Dr. SRUJANA SHYAMALA**  
MD, DNB  
Consultant Pathologist  
Reg No : 39356

**Laboratory Report**

Mrs T GOUTHAMI PRIYA 9989351030  
 40 Y 1 M 12 D VI26020525  
 Female 17-06-2026 12:24 AM  
 IP-00060298 17-06-2026 07:05 PM  
 VIH-00193629 17-06-2026 08:04 PM  
 Dr. KOPPULA SIRISHA REDDY N 2F-LABOUR WARD / LW 219

Investigation	Result	Unit	Biological Reference Interval
<b>ALBUMIN DIPSTICK (Specimen : URINE)</b>			<b>TEST RESULT STATUS : REPORT AUTHORISED</b>
ALBUMIN DIPSTICK	negative		



**Dr. SRUJANA SHYAMALA**  
 MD, DNB  
 Consultant Pathologist  
 Reg No : 39356

**Laboratory Report**

Mrs T GOUTHAMI PRIYA

9989351030

40 Y 1 M 11 D

VI26020521

Female

16-06-2026 06:40 AM

IP-00060298

16-06-2026 07:05 AM

VIH-00193629

16-06-2026 07:40 AM

Dr. KOPPULA SIRISHA REDDY

N 2F-LABOUR WARD / LW 219

Investigation	Result	Unit	Biological Reference Interval
<b>TEST RESULT STATUS : REPORT AUTHORISED</b>			
<b>C REACTIVE PROTEIN (Specimen : SERUM)</b>			
CRP (Immunoturbidimetry)	14.0	mg/L	H <10




**Dr. SRUJANA SHYAMALA**  
MD, DNB  
Consultant Pathologist  
Reg No : 39356

**Laboratory Report**

Mrs T GOUTHAMI PRIYA 9989351030  
 40 Y 1 M 11 D VI26020521  
 Female 16-06-2026 06:40 AM  
 IP-00060298 16-06-2026 07:05 AM  
 VIH-00193629 16-06-2026 02:06 PM  
 Dr. KOPPULA SIRISHA REDDY N 2F-LABOUR WARD / LW 219

Investigation	Result	Unit	Biological Reference Interval
<b>COMPLETE BLOOD PICTURE (Specimen : BLOOD)</b>		<b>TEST RESULT STATUS : REPORT AUTHORISED</b>	
HEMOGLOBIN (Colorimetry)	11.7	g/dL	L 12 - 16
RBC COUNT (DC detection method)	3.65	10 <sup>12</sup> /L	L 4 - 5.2
PCV/HCT (Calculated)	32.6	VOL%	L 33 - 51
MCV (Calculated)	89.2	fL	80 - 100
MCH (Calculated)	32.1	pg/cells	26 - 34
MCHC (Calculated)	36.0	g/dL	32 - 36
RDW-CV (Calculated)	12.5	%	11.5 - 13.1
PLATELET COUNT (DC Detection Method)	263	10 <sup>9</sup> /L	150 - 450
MPV (Calculated)	9.1	fL	6.5 - 10
WBC COUNT (DC Detection Method)	16.20	10 <sup>9</sup> /L	H 4.5 - 11
<b>Differential Count</b>			
NEUTROPHILS (Microscopy, Leishman stain)	78	%	H 35 - 66
LYMPHOCYTES (Microscopy, Leishman stain)	17	%	L 24 - 44
MONOCYTES (Microscopy, Leishman stain)	4	%	4 - 10
EOSINOPHILS (Microscopy, Leishman stain)	1	%	1 - 4
PERIPHERAL SMEAR (Microscopy, Leishman stain)	RBC : NORMOCYTIC / HYPOCHROMIC WBC : LEUCOCYTOSIS PLATELETS : ADEQUATE		



**Dr. SRUJANA SHYAMALA**  
MD, DNB  
Consultant Pathologist  
Reg No : 39356

**Laboratory Report**

Mrs T GOUTHAMI PRIYA

9989351030

40 Y 1 M 10 D

VI26020473

Female

IP-00060298

VIH-00193629

Dr. KOPPULA SIRISHA REDDY

N 2F-LABOUR WARD / LW 219

Investigation	Result	Unit	Biological Reference Interval
<b>RANDOM BLOOD GLUCOSE(POCT) (Specimen : PLASMA)</b>			<b>TEST RESULT STATUS : REPORT ENTERED</b>
RANDOM BLOOD GLUCOSE (GOD/POD)	102	mg/dl	70 - 140

# Interim Report

**Laboratory Report**

Mrs T GOUTHAMI PRIYA

9989351030

40 Y 1 M 10 D

VI26020413

Female

15-06-2026 06:28 AM

IP-00060298

15-06-2026 07:12 AM

VIH-00193629

15-06-2026 08:06 AM

Dr. KOPPULA SIRISHA REDDY

N 2F-LABOUR WARD / LW 219

Investigation	Result	Unit	Biological Reference Interval
<b>C REACTIVE PROTEIN (Specimen : SERUM)</b>			<b>TEST RESULT STATUS : REPORT AUTHORISED</b>
CRP (Immunoturbidimetry)	11.0	mg/L	H <10




**Dr. SRUJANA SHYAMALA**  
MD, DNB  
Consultant Pathologist  
Reg No : 39356

**Laboratory Report**

Mrs T GOUTHAMI PRIYA 9989351030  
40 Y 1 M 10 D VI26020413  
Female 15-06-2026 06:28 AM  
IP-00060298 15-06-2026 07:12 AM  
VIH-00193629 15-06-2026 08:32 AM  
Dr. KOPPULA SIRISHA REDDY N 2F-LABOUR WARD / LW 219

Investigation	Result	Unit	Biological Reference Interval
<b>COMPLETE BLOOD PICTURE (Specimen : BLOOD)</b>		<b>TEST RESULT STATUS : REPORT AUTHORISED</b>	
HEMOGLOBIN (Colorimetry)	12.0	g/dL	12 - 16
RBC COUNT (DC detection method)	<b>3.78</b>	<b>10<sup>12</sup>/L</b>	L 4 - 5.2
PCV/HCT (Calculated)	33.7	VOL%	33 - 51
MCV (Calculated)	89.2	fL	80 - 100
MCH (Calculated)	31.8	pg/cells	26 - 34
MCHC (Calculated)	35.7	g/dL	32 - 36
RDW-CV (Calculated)	12.5	%	11.5 - 13.1
PLATELET COUNT (DC Detection Method)	257	10 <sup>9</sup> /L	150 - 450
MPV (Calculated)	9.3	fL	6.5 - 10
WBC COUNT (DC Detection Method)	<b>17.36</b>	<b>10<sup>9</sup>/L</b>	H 4.5 - 11
<b>Differential Count</b>			
NEUTROPHILS (Microscopy, Leishman stain)	<b>78</b>	%	H 35 - 66
LYMPHOCYTES (Microscopy, Leishman stain)	<b>17</b>	%	L 24 - 44
MONOCYTES (Microscopy, Leishman stain)	<b>03</b>	%	L 4 - 10
EOSINOPHILS (Microscopy, Leishman stain)	<b>02</b>	%	1 - 4
PERIPHERAL SMEAR (Microscopy, Leishman stain)	<b>RBC - NORMOCYTIC / NORMOCHROMIC WBC - LEUCOCYTOSIS PLATELETS - ADEQUATE</b>		



**Dr. SRUJANA SHYAMALA**  
MD, DNB  
Consultant Pathologist  
Reg No : 39356

**Laboratory Report**

Mrs T GOUTHAMI PRIYA

9989351030

40 Y 1 M 8 D

VI26020324

Female

IP-00060298

VIH-00193629

Dr. KOPPULA SIRISHA REDDY

N 2F-LABOUR WARD / LW 219

Investigation	Result	Unit	Biological Reference Interval
<b>RANDOM BLOOD GLUCOSE(POCT) (Specimen : PLASMA)</b>		<b>TEST RESULT STATUS : REPORT ENTERED</b>	
RANDOM BLOOD GLUCOSE (GOD/POD)	98	mg/dl	70 - 140

**Interim Report**

**Laboratory Report**

Mrs T GOUTHAMI PRIYA 9989351030  
 40 Y 1 M 8 D VI26020244  
 Female 13-06-2026 06:44 AM  
 IP-00060298 13-06-2026 06:57 AM  
 VIH-00193629 13-06-2026 07:28 AM  
 Dr. KOPPULA SIRISHA REDDY N 2F-LABOUR WARD / LW 219

Investigation	Result	Unit	Biological Reference Interval
<b>C REACTIVE PROTEIN (Specimen : SERUM)</b>			<b>TEST RESULT STATUS : REPORT AUTHORISED</b>
CRP (Immunoturbidimetry)	8.0	mg/L	<10



**Dr. SRUJANA SHYAMALA**  
 MD, DNB  
 Consultant Pathologist  
 Reg No : 39356

**Laboratory Report**

Mrs T GOUTHAMI PRIYA 9989351030  
40 Y 1 M 8 D VI26020244  
Female 13-06-2026 06:44 AM  
IP-00060298 13-06-2026 06:57 AM  
VIH-00193629 13-06-2026 08:35 AM  
Dr. KOPPULA SIRISHA REDDY N 2F-LABOUR WARD / LW 219

Investigation	Result	Unit	Biological Reference Interval
<b>COMPLETE BLOOD PICTURE (Specimen : BLOOD)</b>		<b>TEST RESULT STATUS : REPORT AUTHORISED</b>	
HEMOGLOBIN (Colorimetry)	11.3	g/dL	L 12 - 16
RBC COUNT (DC detection method)	3.49	10 <sup>12</sup> /L	L 4 - 5.2
PCV/HCT (Calculated)	31.3	VOL%	L 33 - 51
MCV (Calculated)	89.4	fL	80 - 100
MCH (Calculated)	32.3	pg/cells	26 - 34
MCHC (Calculated)	36.1	g/dL	H 32 - 36
RDW-CV (Calculated)	12.2	%	11.5 - 13.1
PLATELET COUNT (DC Detection Method)	258	10 <sup>9</sup> /L	150 - 450
MPV (Calculated)	9.0	fL	6.5 - 10
WBC COUNT (DC Detection Method)	15.23	10 <sup>9</sup> /L	H 4.5 - 11
<b>Differential Count</b>			
NEUTROPHILS (Microscopy, Leishman stain)	66	%	35 - 66
LYMPHOCYTES (Microscopy, Leishman stain)	25	%	24 - 44
MONOCYTES (Microscopy, Leishman stain)	08	%	4 - 10
EOSINOPHILS (Microscopy, Leishman stain)	01	%	1 - 4
PERIPHERAL SMEAR (Microscopy, Leishman stain)	RBC : NORMOCYTIC / HYPOCHROMIC WBC : LEUCOCYTOSIS PLATELETS : ADEQUATE		



**Dr. SRUJANA SHYAMALA**  
MD, DNB  
Consultant Pathologist  
Reg No : 39356

**Laboratory Report**

Mrs T GOUTHAMI PRIYA

9989351030

40 Y 1 M 6 D

VI26020046

Female

IP-00060298

VIH-00193629

Dr. KOPPULA SIRISHA REDDY

N 2F-LABOUR WARD / LW 219

Investigation	Result	Unit	Biological Reference Interval
<b>RANDOM BLOOD GLUCOSE(POCT) (Specimen : PLASMA)</b>		<b>TEST RESULT STATUS : REPORT ENTERED</b>	
RANDOM BLOOD GLUCOSE (GOD/POD)	129	mg/dl	70 - 140

Interim

Report

**Laboratory Report**

Mrs T GOUTHAMI PRIYA	9989351030
40 Y 1 M 7 D	VI26020035
Female	11-06-2026 04:51 PM
IP-00060298	11-06-2026 05:45 PM
VIH-00193629	12-06-2026 06:17 AM
Dr. KOPPULA SIRISHA REDDY	N 2F-LABOUR WARD / LW 219

Investigation	Result	Unit	Biological Reference Interval
<b>24 HOURS URINE PROTEIN (Specimen : URINE)</b>		<b>TEST RESULT STATUS : REPORT AUTHORISED</b>	
24 HOURS URINE PROTEIN	28.8	mg/day	10 - 150
TOTAL VOLUME : 4800 ml			


*Rashida*

**Dr. RASHIDA MAHREEN**  
**MBBS,MD**  
**CONSULTANT BIOCHEMIST**  
**Reg No : HMC13081**

**Laboratory Report**

Mrs T GOUTHAMI PRIYA 9989351030  
 40 Y 1 M 6 D VI26020020  
 Female 11-06-2026 02:40 PM  
 IP-00060298 11-06-2026 03:05 PM  
 VIH-00193629 11-06-2026 05:03 PM  
 Dr. KOPPULA SIRISHA REDDY N 2F-LABOUR WARD / LW 219

Investigation	Result	Unit	Biological Reference Interval
<b>C REACTIVE PROTEIN (Specimen : SERUM)</b>			<b>TEST RESULT STATUS : REPORT AUTHORISED</b>
CRP (Immunoturbidimetry)	10	mg/L	<10



**Dr. SRUJANA SHYAMALA**  
 MD, DNB  
 Consultant Pathologist  
 Reg No : 39356

**Laboratory Report**

Mrs T GOUTHAMI PRIYA 9989351030  
40 Y 1 M 6 D VI26020020  
Female 11-06-2026 02:40 PM  
IP-00060298 11-06-2026 03:05 PM  
VIH-00193629 11-06-2026 05:05 PM  
Dr. KOPPULA SIRISHA REDDY N 2F-LABOUR WARD / LW 219

Investigation	Result	Unit	Biological Reference Interval
<b>COMPLETE BLOOD PICTURE (Specimen : BLOOD)</b>		<b>TEST RESULT STATUS : REPORT AUTHORISED</b>	
HEMOGLOBIN (Colorimetry)	10.8	g/dL	L 12 - 16
RBC COUNT (DC detection method)	3.37	10 <sup>^12</sup> /L	L 4 - 5.2
PCV/HCT (Calculated)	29.9	VOL%	L 33 - 51
MCV (Calculated)	88.7	fL	80 - 100
MCH (Calculated)	32.2	pg/cells	26 - 34
MCHC (Calculated)	36.3	g/dL	H 32 - 36
RDW-CV (Calculated)	12.0	%	11.5 - 13.1
PLATELET COUNT (DC Detection Method)	283	10 <sup>^9</sup> /L	150 - 450
MPV (Calculated)	9.4	fL	6.5 - 10
WBC COUNT (DC Detection Method)	22.02	10 <sup>^9</sup> /L	H 4.5 - 11
<b>Differential Count</b>			
NEUTROPHILS (Microscopy, Leishman stain)	93	%	H 35 - 66
LYMPHOCYTES (Microscopy, Leishman stain)	05	%	L 24 - 44
MONOCYTES (Microscopy, Leishman stain)	01	%	L 4 - 10
EOSINOPHILS (Microscopy, Leishman stain)	01	%	1 - 4
PERIPHERAL SMEAR (Microscopy, Leishman stain)	RBC : NORMOCYTIC / HYPOCHROMIC WBC : NEUTROPHILIC LEUCOCYTOSIS PLATELETS : ADEQUATE		




**Dr. SRUJANA SHYAMALA**  
MD, DNB  
Consultant Pathologist  
Reg No : 39356

**Laboratory Report**

Mrs T GOUTHAMI PRIYA 9989351030  
 40 Y 1 M 5 D VI26019919  
 Female 10-06-2026 05:32 PM  
 IP-00060298 10-06-2026 05:48 PM  
 VIH-00193629 10-06-2026 06:22 PM  
 Dr. KOPPULA SIRISHA REDDY N 2F-LABOUR WARD / LW 219

Investigation	Result	Unit	Biological Reference Interval
<b>URIC ACID (Specimen : SERUM)</b>			
<b>TEST RESULT STATUS : REPORT AUTHORISED</b>			
URIC ACID (Uricase)	3.4	mg/dl	2.5 - 6.2



**Dr. SRUJANA SHYAMALA**  
 MD, DNB  
 Consultant Pathologist  
 Reg No : 39356

**Laboratory Report**

Mrs T GOUTHAMI PRIYA 9989351030  
 40 Y 1 M 5 D VI26019919  
 Female 10-06-2026 05:32 PM  
 IP-00060298 10-06-2026 05:48 PM  
 VIH-00193629 10-06-2026 06:22 PM  
 Dr. KOPPULA SIRISHA REDDY N 2F-LABOUR WARD / LW 219

Investigation	Result	Unit	Biological Reference Interval
<b>TEST RESULT STATUS : REPORT AUTHORISED</b>			
<b>URIC ACID (Specimen : SERUM)</b>			
URIC ACID (Uricase)	3.4	mg/dl	2.5 - 6.2



**Dr. SRUJANA SHYAMALA**  
 MD, DNB  
 Consultant Pathologist  
 Reg No : 39356

**Laboratory Report**

Mrs T GOUTHAMI PRIYA

9989351030

40 Y 1 M 5 D

VI26019919

Female

10-06-2026 05:32 PM

IP-00060298

10-06-2026 05:48 PM


VIH-00193629

10-06-2026 06:22 PM

Dr. KOPPULA SIRISHA REDDY

N 2F-LABOUR WARD / LW 219

Investigation	Result	Unit	Biological Reference Interval
<b>ELECTROLYTES (Specimen : SERUM)</b>		<b>TEST RESULT STATUS : REPORT AUTHORISED</b>	
SODIUM (Direct ISE)	137	mmol/L	135 - 145
POTASSIUM (Direct ISE)	4.3	mmol/L	3.5 - 5.1
CHLORIDE (Direct ISE)	107	mmol/L	98 - 108



**Dr. SRUJANA SHYAMALA**  
MD, DNB  
Consultant Pathologist  
Reg No : 39356

**Laboratory Report**

Mrs T GOUTHAMI PRIYA 9989351030  
 40 Y 1 M 5 D VI26019920  
 Female 10-06-2026 05:35 PM  
 IP-00060298 10-06-2026 05:48 PM  
 VIH-00193629 10-06-2026 06:33 PM  
 Dr. KOPPULA SIRISHA REDDY N 2F-LABOUR WARD / LW 219

Investigation	Result	Unit	Biological Reference Interval
<b>TEST RESULT STATUS : REPORT AUTHORISED</b>			
<b>UREA (Specimen : SERUM)</b>			
UREA (Kinetic, Urease)	6.1	mg/dl	L 15 - 36



**Dr. SRUJANA SHYAMALA**  
MD, DNB  
Consultant Pathologist  
Reg No : 39356



MC-7373

**Laboratory Report**

Mrs T GOUTHAMI PRIYA	9989351030
40 Y 1 M 5 D	VI26019919
Female	10-06-2026 05:32 PM
IP-00060298	10-06-2026 05:49 PM
VIH-00193629	10-06-2026 11:36 PM
Dr. KOPPULA SIRISHA REDDY	N 2F-LABOUR WARD / LW 219

Investigation	Result	Unit	Biological Reference Interval
<b>LDH (LACTATE DEHYDROGENASE) (Specimen : SERUM)</b>			
<b>TEST RESULT STATUS : REPORT AUTHORISED</b>			
LDH (L to P-IFCC Ref. PROC., Calibrated)	137	U/L	135 - 220

*Rashida*

**Dr. RASHIDA MAHREEN**  
**MBBS, MD**  
**CONSULTANT BIOCHEMIST**  
**Reg No : HMC13081**

**Laboratory Report**

Mrs T GOUTHAMI PRIYA 9989351030  
 40 Y 1 M 5 D VI26019919  
 Female 10-06-2026 05:32 PM  
 IP-00060298 10-06-2026 05:48 PM  
 VIH-00193629 10-06-2026 06:22 PM  
 Dr. KOPPULA SIRISHA REDDY N 2F-LABOUR WARD / LW 219

Investigation	Result	Unit	Biological Reference Interval
<b>TEST RESULT STATUS : REPORT AUTHORISED</b>			
<b>CREATININE (Specimen : SERUM)</b>			
CREATININE (Enzymatic)	0.5	mg/dl	L 0.7 - 1.2



**Dr. SRUJANA SHYAMALA**  
 MD, DNB  
 Consultant Pathologist  
 Reg No : 39356

**Laboratory Report**

Mrs T GOUTHAMI PRIYA 9989351030  
40 Y 1 M 5 D VI26019919  
Female 10-06-2026 05:32 PM  
IP-00060298 10-06-2026 05:48 PM  
VIH-00193629 10-06-2026 06:22 PM  
Dr. KOPPULA SIRISHA REDDY N 2F-LABOUR WARD / LW 219

Investigation	Result	Unit	Biological Reference Interval
<b>LIVER FUNCTION TEST (Specimen : SERUM)</b>		<b>TEST RESULT STATUS : REPORT AUTHORISED</b>	
TOTAL BILIRUBIN (Azobilirubin)	0.3	mg/dl	<1.3
CONJUGATED BILIRUBIN (Spectrophotometric)	0.1	mg/dl	<0.3
UNCONJUGATED BILIRUBIN (Spectrophotometric)	0.2	mg/dl	<1.1
SGOT (AST) (Kinetic with P5P)	17	U/L	14 - 36
SGPT (ALT) (Kinetic with P5P)	18	U/L	9 - 52
ALKALINE PHOSPHATASE (pNPP/AMP buffer)85		U/L	53 - 141
PROTEIN (Biuret method)	6.3	g/dL	6.3 - 8.2
ALBUMIN (Bromocresol Green)	3.4	g/dL	L 3.5 - 5
GLOBULIN (Calculated)	2.9	g/dL	1.6 - 3.5
A/G RATIO (Calculated)	1.1		L 1.4 - 3.4



**Dr. SRUJANA SHYAMALA**  
MD, DNB  
Consultant Pathologist  
Reg No : 39356

**Laboratory Report**

Mrs T GOUTHAMI PRIYA 9989351030  
 40 Y 1 M 5 D VI26019919  
 Female 10-06-2026 05:32 PM  
 IP-00060298 10-06-2026 05:48 PM  
 VIH-00193629 10-06-2026 07:36 PM  
 Dr. KOPPULA SIRISHA REDDY N 2F-LABOUR WARD / LW 219

Investigation	Result	Unit	Biological Reference Interval
<b>PT/APTT (PROTHROMBIN TIME / ACTIVATED PARTIAL THROMBOPLASTIN TIME) (Specimen : PLASMA)</b>			<b>TEST RESULT STATUS : REPORT AUTHORISED</b>
PT (Optical Clot Detection)	15.0	Seconds	
PT Calculated Biological Reference Interval	12.5 - 14.5 secs		
INR	1.0		
APTT (Optical Clot Detection)	29.0	Seconds	
APTT Calculated Biological Reference Interval	28.5 - 35.1 secs		



**Dr. SRUJANA SHYAMALA**  
 MD, DNB  
 Consultant Pathologist  
 Reg No : 39356

**Laboratory Report**

Mrs T GOUTHAMI PRIYA

9989351030

40 Y 1 M 14 D

VI26019916

Female

10-06-2026 05:32 PM

IP-00060298

VIH-00193629

Dr. KOPPULA SIRISHA REDDY

N 2F-LABOUR WARD / LW 219

Investigation	Result	Unit	Biological Reference Interval
<b>RANDOM BLOOD GLUCOSE(POCT) (Specimen : PLASMA)</b>		<b>TEST RESULT STATUS : REPORT ENTERED</b>	
RANDOM BLOOD GLUCOSE (GOD/POD)	136	mg/dl	70 - 140

**Interim Report**

This is an interim report. The final report will be released after 24 hours.

Mrs T GOUTHAMI PRIYA 9989351030  
40 Y 1 M 6 D VI26019896  
Female 10-06-2026 01:11 PM  
IP-00060298 10-06-2026 01:26 PM  
VIH-00193629 12-06-2026 09:20 AM  
KOPPULA SIRISHA REDDY N 2F-LABOUR WARD / LW 219

### **URINE CULTURE AND SENSITIVITY (Specimen :URINE)**

#### **RESULT**

**Gross examination:** Pale yellow in colour, turbid.

**Gram stained smear:** Shows no polymorphs or organisms

**Culture:** No growth after 24 hrs of incubation

\*\*\*\*\* End of report \*\*\*\*\*




**Dr. RANGANATHAN N. IYER MD FRCPATH DNB  
DPB  
(CONSULTANT MICROBIOLOGIST)**

**Dr. VIJENDRA KAWLE  
MD DNB  
CONSULTANT MICROBIOLOGIST  
Reg No :68234**

**Laboratory Report**

Mrs T GOUTHAMI PRIYA 9989351030  
 40 Y 1 M 5 D VI26019896  
 Female 10-06-2026 01:11 PM  
 IP-00060298 10-06-2026 01:26 PM  
 VIH-00193629 10-06-2026 02:33 PM  
 Dr. KOPPULA SIRISHA REDDY N 2F-LABOUR WARD / LW 219

Investigation	Result	Unit	Biological Reference Interval
<b>COMPLETE URINE EXAMINATION (Specimen : URINE)</b>		<b>TEST RESULT STATUS : REPORT AUTHORISED</b>	
<b>PHYSICAL</b>			
COLOUR (Visual Examination)	PALE YELLOW		
APPEARANCE (Gross Examination)	SLIGHTLY TURBID		
pH (Double pH indicator)	7.0		5 - 8.5
SPECIFIC GRAVITY (PKA Reaction)	1.010		1.005 - 1.030
SEDIMENT (Gross Examination)	PRESENT		NIL
<b>CHEMICAL</b>			
PROTEIN (Protein error of pH indicator)	PRESENT +++		NIL
GLUCOSE (GOD POD method)	Trace		NIL
KETONE BODIES (Acetoacetic acid reaction)	NEGATIVE		NEGATIVE
BILE SALTS (Hay's Sulfur Test)	ABSENT		ABSENT
BILE PIGMENTS (Diazo reaction)	ABSENT		ABSENT
NITRITE (Reflectance Photometry)	NEGATIVE		NEGATIVE
BLOOD (Peroxidase reaction)	PRESENT +++		ABSENT
LEUCOCYTES (Esterase reaction)	NEGATIVE		NEGATIVE
<b>MICROSCOPY</b>			
PUS CELLS	3 - 5	HPF	L 0 - 5
EPITHELIAL CELLS	6 - 8	HPF	L 0 - 5
RBCS.	LOADED	HPF	0 - 2



**Dr. SRUJANA SHYAMALA**  
**MD, DNB**  
**Consultant Pathologist**  
**Reg No : 39356**

Mrs T GOUTHAMI PRIYA

9989351030

40 Y 1 M 7 D

VI26019890

Female

10-06-2026 12:29 PM

IP-00060298

10-06-2026 01:28 PM

VIH-00193629

12-06-2026 09:01 AM

KOPPULA SIRISHA REDDY

N 2F-LABOUR WARD / LW 219

## VAGINAL SWAB FOR CULTURE AND SENSITIVITY (Specimen :SWAB)

### VAGINAL SWAB FOR CULTURE AND SENSITIVITY

**Gross examination :** - Received single swab with material.

**Gram Stained Smear** - Shows epithelial cells with gram positive bacilli.

**Culture :-** No bacterial or yeasts pathogens isolated.

\*\*\*\*\* End of report \*\*\*\*\*



**Dr. RANGANATHAN N. IYER MD FRCPATH DNB  
DPB**  
( CONSULTANT MICROBIOLOGIST )

**Dr. VIJENDRA KAWLE  
MD DNB  
CONSULTANT MICROBIOLOGIST  
Reg No :68234**

**Laboratory Report**

Mrs T GOUTHAMI PRIYA

9989351030

40 Y 1 M 5 D

VI26019890

Female

10-06-2026 12:29 PM

IP-00060298

10-06-2026 01:29 PM


VIH-00193629

10-06-2026 01:58 PM

Dr. KOPPULA SIRISHA REDDY

N 2F-LABOUR WARD / LW 219

Investigation	Result	Unit	Biological Reference Interval
<b>TEST RESULT STATUS : REPORT AUTHORISED</b>			
<b>C REACTIVE PROTEIN (Specimen : SERUM)</b>			
CRP (Immunoturbidimetry)	5.0	mg/L	<10




**Dr. SRUJANA SHYAMALA**  
MD, DNB  
Consultant Pathologist  
Reg No : 39356

**Laboratory Report**

Mrs T GOUTHAMI PRIYA 9989351030  
40 Y 1 M 5 D VI26019890  
Female 10-06-2026 12:29 PM  
IP-00060298 10-06-2026 01:29 PM  
VIH-00193629 10-06-2026 05:34 PM  
Dr. KOPPULA SIRISHA REDDY N 2F-LABOUR WARD / LW 219

Investigation	Result	Unit	Biological Reference Interval
<b>COMPLETE BLOOD PICTURE (Specimen : BLOOD)</b>		<b>TEST RESULT STATUS : REPORT AUTHORISED</b>	
HEMOGLOBIN (Colorimetry)	10.7	g/dL	L 12 - 16
RBC COUNT (DC detection method)	3.38	10 <sup>12</sup> /L	L 4 - 5.2
PCV/HCT (Calculated)	29.9	VOL%	L 33 - 51
MCV (Calculated)	88.6	fL	80 - 100
MCH (Calculated)	31.6	pg/cells	26 - 34
MCHC (Calculated)	35.7	g/dL	32 - 36
RDW-CV (Calculated)	12.3	%	11.5 - 13.1
PLATELET COUNT (DC Detection Method)	264	10 <sup>9</sup> /L	150 - 450
MPV (Calculated)	9.3	fL	6.5 - 10
WBC COUNT (DC Detection Method)	11.95	10 <sup>9</sup> /L	H 4.5 - 11
<b>Differential Count</b>			
NEUTROPHILS (Microscopy, Leishman stain)	78	%	H 35 - 66
LYMPHOCYTES (Microscopy, Leishman stain)	16	%	L 24 - 44
MONOCYTES (Microscopy, Leishman stain)	5	%	4 - 10
EOSINOPHILS (Microscopy, Leishman stain)	1	%	1 - 4
PERIPHERAL SMEAR (Microscopy, Leishman stain)	<b>RBC : NORMOCYTIC / HYPOCHROMIC WBC : LEUCOCYTOSIS PLATELETS : ADEQUATE</b>		



**Dr. SRUJANA SHYAMALA**  
MD, DNB  
Consultant Pathologist  
Reg No : 39356

# DEFICIENCY CHECK LIST OF MEDICAL CASE SHEET

VIH-00193629 IP-00060298

Mrs T GOUTHAMI PRIYA

Patient Name : 05-05-1986 40 Y 1 M 9 D (F)  
Dr. KOPPULA SIRISHA REDDY

IP.No: 00060298

Ward: *LR*



DOA: 10/6/2026



Sl.No	List of Records	No. of Pages	Legibility	Completeness	Remarks
1	Admission Sheet	1			
2	Discharge Summary				
3	Nursing Initial assessment form	1			
4	Patient Transfer Forms				
5	In-patient Medical Record	1			
6	Doctors Progress Sheets	20			
7	Nurses Progress notes	85			
	Consultation Sheets	-			
	General Consent for Treatment	1			
10	Consent for Surgery	-			
11	Consent for Blood Transfusion	-			
12	Consent for Chemotherapy	-			
13	Consent for High Risk	-			
14	Consent for Restraint	-			
15	DAMA Consent	-			
16	Consent for Special Procedure	-			
17	Consent for Radiological Investigations	-			
18	Consent for HIV Test	-			
19	Anaesthesia consent form	-			
20	Anaesthesia notes (Pre Anaesthesia & Post)	-			
21	Pre Operative checklist	-			
22	Surgical safety Checklist	-			
23	Operation Theatre notes	-			
	Nurses Clinical Presentation	3			
	TPR & BP chart	10			
26	Intake and Output chart (fluid Chart)	8			
27	Drug Chart (Regular prescription)	4			
28	Daily Investigation sheet	1			
29	Investigation Values (Result Sheet)	1			
30	Nebulization Chart	-			
31	Diabetic chart	-			
32	Nutritional Review chart	1			
33	MLC form (in case of MLC) <sup>medication</sup> <del>reproduction</del> Form	1			
34	Patient Education Form <sup>patient TRAGE</sup> <del>Assessment Form</del>	1			
35	Braden 'a' scale	7			
36	checklist for thrombotic	4			
37	Pain Assessment	6			
38	Morse fall risk Assessment	1			
	Foot for Adult				
	Total No. of Pages				

*[Signature]*  
19/6/26  
+ 10 Am?

Signature and Date :

# ERROR LOG

LOCATION: - NICU / PICU / HDU / OT / GENERAL WARD

ICD CODE :-

OBSERVATION: -

DATE :

MRD EXECUTIVE

### ADMISSION SHEET

#### Registration Details :



Admission No : IP-00060298

Admit Date : 10-Jun-2026

Admit Time : 11:35 AM UHID : VIH-00193629

#### Patient Details :

Patient Name : Mrs T GOUTHAMI PRIYA

Age : 40 Y 1 M 5 D

Guardian : Mr GOPALA KRISHNAM NAIDU

DOB : 05-05-1986

Gender : Female

Religion :

Occupation :

Martial Status :

Address (H) : H NO 16-11-3/5, F-102, SRI SAI SHAKTI  
APPTS, SALEEM NAGR, MALAKPET Malakpet  
Hyderabad Telangana INDIA 500036

Phone No : 9989351030/ 9989351030

E-mail : na@gmail.com

#### Admission Details :

Bed Type : MICU

Bed No : LW 222

Ward Name : N 2F-LABOUR WARD

Room No : LW 222

Admission Type : First Visit

#### Contact Details :

Name : Mr GOPALA KRISHNAM NAIDU

Relationship : W/O

Contact Address : H NO 16-11-3/5, F-102, SRI SAI SHAKTI  
APPTS, SALEEM NAGR, MALAKPET Malakpet  
Hyderabad Telangana INDIA 500036

Phone No : 9989351030 / 8106167696



Signature

#### Doctor Details :

Doctor Name : Dr. KOPPULA SIRISHA REDDY

Specialisation : OBSTETRICS AND GYNECOLOGY

Referral Doctor : Self

Phone No :

Co-Consultant :

#### Payment Details :

Deposit Amount : 0.00

Payment Mode : Cash

Payor Name : SELFPAY



## OBSTETRICS / GYNECOLOGY NURSING INITIAL ASSESSMENT FORM

Date of Admission: 10/6/26

**Baseline Information:**  
 Admission From:  ER  OPD  Admission Desk  Others, specify WU  
 Primary Language:  Telugu  English  Hindi  Others, specify \_\_\_\_\_  
 Do you require an interpreter?  Yes  No if Yes specify \_\_\_\_\_  
 Source of Information:  Patient  Family  Others, specify \_\_\_\_\_

**Allergies:**  Yes  No  Medications  Blood Transfusion  Food  Other: \_\_\_\_\_  
 If yes, identify \_\_\_\_\_

**Chief Complaints:** cpa leaking pv since 5:30 AM Doctor Notified on Admission:  Yes  No  
 Name of the Doctor: Dr. Nikhila  
 Time Notified: 1pm

**Past Medical History:** Obtained From  Patient  Family Member  Medical Record  Other (specify) \_\_\_\_\_

Past Medical History	Past Surgical History	Previous Hospital Admission
<u>Nil</u>	<u>Lap. Myomectomy in 2016 Lap. B/L endometriotic ovarian Cystectomy 2023, Hysteroscopy guided endometrial biopsy July 2025</u>	<u>Yes</u>

Gynecology Assessment: <input checked="" type="checkbox"/> Not Applicable	Gynecology Surgical History:	Gynecological History:
Menstrual History: <u>Regular</u> Onset of Menarche: _____ Menstrual Cycle: <input checked="" type="checkbox"/> Regular <input type="checkbox"/> Irregular Last Menstrual Period: <u>21/12/2025</u>	Caesarean Section: <input checked="" type="checkbox"/> No <input type="checkbox"/> Yes Cervical Cerclage: <input checked="" type="checkbox"/> No <input type="checkbox"/> Yes Ectopic Pregnancy: <input checked="" type="checkbox"/> No <input type="checkbox"/> Yes Myomectomy: <input checked="" type="checkbox"/> No <input checked="" type="checkbox"/> Yes Others: _____	Contraceptives: <input checked="" type="checkbox"/> No <input type="checkbox"/> Yes Vaginal Discharge: <input checked="" type="checkbox"/> No <input type="checkbox"/> Yes Post-Coital Bleeding: <input checked="" type="checkbox"/> No <input type="checkbox"/> Yes Infertility: <input checked="" type="checkbox"/> No <input type="checkbox"/> Yes If Yes Type: <input type="checkbox"/> Primary <input type="checkbox"/> Secondary

**Obstetric History:** G primigravida P \_\_\_\_\_ L \_\_\_\_\_ A \_\_\_\_\_

**Previous LSCS:** \_\_\_\_\_

**Current Medication:**  None  Yes, If Yes, Fill the reconciliation form

**Family History:**  No Abnormalities Detected  
 Heart Disease  Hypertension  Diabetes  Stroke  Seizures  Kidney disease  
 Liver disease  Other \_\_\_\_\_

**Vital Signs / Measurements:** Temp: 98.4°P HR: 100b/mt RR: 19 br/mt  
 BP: 111/77 mmHg Weight: 84 kg Height: 1.55cm BMI: 35 kg/m<sup>2</sup>

**Pain Assessment:** Pain:  Yes  No (If Yes, complete the Pain Assessment / Reassessment Form)



### PHYSICAL ASSESSMENT

**General Appearance:**  Healthy  ill looking  Anxious  Agitated  Others: .....

**Fall Assessment:**  Yes  No Score .....15..... (complete the Morse Fall Risk Assessment Sheet)

**Risk of Pressure Sore:**  Yes  No Score .....28..... (complete the Braden Q Sheet)

**FUNCTIONAL SCREENING:** If a patient needs assistance with any of the following inform consultant

- Mobility problem  Walking Problem  No Abnormality Detected  
 Developmental Delay  Musculoskeletal Congenital Abnormality

Inform consultant for positive criteria

**NUTRITIONAL SCREENING:**  No Abnormality Detected

- Overweight  Poor Appetite > 3 Days  Needs Therapeutic Diet.  
 Under Weight  Diabetes Mellitus  Hyperemesis Gravidarum

Inform consultant for positive criteria

**PSYCHOLOGICAL SCREENING:**

- Calm & Cooperative  Restless  Depressed  Agitated  Confused  
 Others .....

Inform consultant for positive criteria

**SOCIAL SCREENING:**

1. **Marital Status:**  Single  Married  Divorced  Widow

2. **Special Habits:** Smoker:  Yes  No Alcohol Abuse:  Yes  No Drug Abuse:  Yes  No

**Social History:** Lives With .....Family.....

**Orientation has been given regarding the following aspects:**

- Call Bell in Reach:  Yes  No Waste Disposal Explained:  Yes  No  
Infusion Pump:  Yes  No Hand Hygiene Explained:  Yes  No  Others

Above information given to .....Mrs. Gouthami priya.....

Name of Person Orientation was given to: .....Mrs. Gouthami priya.....

Orientation not given Reason: .....

Nurse Signature: .....  
Mrs

Nurse Name: .....  
Meghana

Date & Time: .....10/6/26 @ 11:20 AM.....



# IP ADMISSION SHEET FOR OBSTETRICS

Presenting Complaints *c/o*  
*leaking pu since 5:30 AM.*

LMP: *21/12/2025.* EDD:  
Corrected EDD: *26/09/2026* GA: *24 + 4 weeks*

Obstetric Formula: *primigravida*  
*ML - 8 years. NCM.*

Menstrual History: Regular:  Yes  No

Obstetric History:  
*G1 - present pregnancy / IUF*  
*conception.*

Obstetric Examination  
Fundal Height: *~ 24 weeks*

Present Pregnancy Record: *Booked to RCH*  
*2 weeks of gest. Had H/O vomiting,*  
*headache & body pain at 11+2 weeks &*  
*managed conservatively. she is on Tab.*  
*Ecosprin 150 mg OD. admitted at 15+3 weeks*  
*conception.*

Ut. Activity:  Relaxed  Mild  Mod  Severe  
Liquor:  Adequate  Oligo  Poly  
PP:  Cephalic  Breech  Others \_\_\_\_\_

**RISK FACTORS:** *i/v/o high BP readings*  
*& imminent signs of preeclampsia.*

Head Fiftths Palpable: \_\_\_\_\_  
FHS: *153 bpm.*  Normal  Tachy  Brady  Absent

*Fuj. MgSO4 loading + maintainance dose*  
*Covered. Cardiologist & physician review done.*  
*ECG, Echo done - Normal. she is on Fuj.*  
*Clexane 40 mg " conception.*

Per Speculum Examination  
Draining:  Present  Absent  Bleeding  
Colour of Liquor:  Clear  Meconium  Blood Stained

*pprom.*  
*chronic Hypertension*

Vaginal Examination *Not done.*  
Cervix:  Long  Partially effaced  Effaced

Height: *155* cm  
Weight: *84* kg  
Allergies: *Nil*

Os: Closed \_\_\_\_\_ Dilated \_\_\_\_\_  
Membranes:  Present  Absent

Breast:  Normal  Abnormal  
General Examination: *pt is c/c/c*  
Consciousness:

Liquor:  Clear  Meconium  Blood Stained  
Presenting Part:  Vertex  Breech  Others

Icterus:  Pallor:  
Icterus:  Edema:

Sutton:  -3  -2  -1  0  +1  +2  
Pelvis:  Adequate  Doubtful

Temp: *Afebrile.* PR: *100 bpm.*  
BP: *111/77 mmHg* DTR:

CVS: *S1S2 (+)* RS *BAE (+)*  
Liver/Spleen: *NAD.* Urine Output: *Adeg.*

### DIAGNOSIS

*Primigravida with 24 + 4 weeks with IUF conception with advanced*  
*maternal age with APLA indeterminate with previous lap. myomectomy*  
*& chronic hypertension.*  
*with preeclampsia premature rupture of membranes for observation.*

<p>Family History:          Nil</p>	<p>Surgical History:          Lap. myomectomy in 2016.          Lap. B/L endometriotic ovarian cystectomy 2023. Hysteroscopy guided endometrial biopsy July 20 25.</p>
<p>Medical History:          Nil</p>	<p>Medication History:          Tab. Nicardia retard 10 mg BD.          Tab. Ecosprin 150 mg OD.          Jy. dexane 40 mg SC op.          Cap. Susten 200 mg BD PU.</p>
<p>Plan of Care:  <u>C/I to Dr. Sirisha Reddy morn</u></p> <ul style="list-style-type: none"> <li>- Admission</li> <li>- monitor vitals</li> <li>- FHR monitoring 2nd hourly.</li> <li>- BP charting 4th hourly.</li> <li>- Bed rest with foot end elevation</li> <li>- pad for observation</li> <li>- send CBP, CRP, CUE, urine C/S HVS swab.</li> <li>- Neonatal counselling.</li> <li>- Follow drug chart</li> <li>- Inform sos.</li> </ul>	<p>Investigations:</p> <p>BGT: 'O' POSITIVE</p> <p>8/4/26          urine Albumin - Negative</p> <p>10/3/26 - LFT - (N)          • TSH - 1.04          • spot protein/creat ratio - 0.41          • DCT - Negative. HPLC - (N)</p> <p>• <u>AFI / Doppler scan</u>          10/6/2026.          SLIUF          24+4 weeks.          FHR - 153 bpm.          Cephalic.          PL - Aut. high.          AFI - Largest pool 2.9cm.          Subjectively reduced.          Dopplers (N).</p> <p>• <u>NT scan -</u>          20/03/2026.          SLIUF          12+6 wks.          NT - 1.5 mm.          Screen positive for preeclampsia.</p> <p>• <u>TIFFA scan -</u>          15/05/2026.          SLIUF          20+6 wks.          PL - Aut. high.          AF - Largest pool 8.4 cm          EFW - 859 g.          CL - 39 mm.          No anomalies</p>
<p>Noted by Meghna          10/6/26 1pm</p> <p>7/4/26 -          LDH - 230          CUE - pus cells - 3-4          Ep. cells 4-6          CBP - 12/14160/2.93L          Coagulation profile - (N).</p>	<p>NIPS - low risk</p>

Doctor Name: Dr. Nikhita  
 Signature: (Signature)  
 Date & Time: 10/6/2026 12 PM

Consultant Name: Dr. K. Sirisha Reddy  
 Signature: .....  
 Date & Time: .....

**PROGRESS NOTES**  
(USE BALL POINT PEN ONLY)



DATE	TIME	(SIGN ALL ENTRIES, DATE & TIME OF EACH ENTRY IS COMPULSORY)
10/6/26	1pm	<p>O/E pt clc uclair aybroie BP - 112/72 mmg PR - 85 bpm XENAD PIA soft xcland FUR ⊕ 142 bpm ut ~ 21 wk PIU - leak ⊕</p> <p>Adv - soft diet - Pad for observation wif leak - Pad for observation - monitor vitals - follow drug chart - true lab - fur monitoring - in pampas</p>
Noted by Meghna 10/6/26 1pm		
10/6/26	3pm	<p>CRP - 10.7 / 11950 / 2.64L GU c - protein 3+ Blood +++ Pus cells 3-5 Epi. cells - 6-8 CRP - 5.</p> <p>Dr. Ashu</p>
Notes by Tina 10/6/26 at 3:00pm		

NOTE : DO NOT WRITE OUTSIDE THE MARGINS



10/6/26  
 4:15 pm.

CS by Dr. sirisha mam

O/E  
 Pt is c/c/c  
 Gc fair  
 Afebrile  
 BP-114/70 mmHg  
 PR- 86 bpm  
 S/E - NAD  
 P/A - Ut ~ 24wlc  
 Relaxed  
 FHR ⊕ 140 bpm  
 R/E - Leak ⊕

Adv  
 - 24 hr urine protein  
 - MgSO<sub>4</sub> loading & maint. dose  
 - 1mg betnesol 12mg 2 doses  
 - Pad for observation  
 - send PE profile  
 PT, APTT, INR, LFT, Sr creat  
 LDH, Blood urea, sr uric acid  
 - monitor FHR & electrolyte  
 - continue ext medical  
 - Inform sos  
 - foley's catheterisation  
 Dr. Ashwin

GRBS - 136 mg/dl

Inj Betnesol  
 first dose given  
 at 4:30 PM

Noted by Meghna  
 10/6/26 4:15 PM

10/6/26  
 5 PM

O/E pt is c/c/c  
 Gc fair  
 Afebrile  
 BP- 100/70 mmHg  
 PR- 102 bpm  
 S/E - NAD  
 P/A - Ut ~ 24wlc  
 Relaxed  
 FHR ⊕ 146 bpm  
 LE - Leak ⊕  
 RR - 18 bpm  
 DTR - ⊕

Adv  
 - soft diet  
 - pad for observation  
 - w/f imminent signs  
 - Monitor FHR  
 - Bed rest & foot end elevation  
 - 24 hr urine protein  
 - Monitor vitals  
 - Follow drug chart  
 - Inform sos  
 - I/O charting  
 - BP monitoring

Started to collect  
 24 hr urine protein  
 Uo - adequate  
 clear  
 400ml

Inj mgso<sub>4</sub> loading  
 dose given  
 on maintenance  
 give dose.

Trace reports  
 PE profile

Noted by Meghna 10/6/26 5:00 PM

Dr. Yogeshwar

**PROGRESS NOTES**  
(USE BALL POINT PEN ONLY)



DATE	TIME	(SIGN ALL ENTRIES, DATE & TIME OF EACH ENTRY IS COMPULSORY)					
10/6/26	5 PM	FHR	BP	Urine Output	PR	RR	DTR
	5 PM	140 bpm	100/70 mmHg	400 ml	102 bpm	18	⊕
	7 PM	160 bpm	110/78 mmHg	100 ml/HR	100 bpm	16	⊕
	9 PM	150 bpm	114/74 mmHg	100 ml/HR	98 bpm	18	⊕
	11 PM	148 bpm	118/72 mmHg	100 ml/HR	104 bpm	18	⊕
	1 AM	154 bpm	110/72 mmHg	100 ml/HR	87 bpm	20	⊕
	3 AM	146 bpm	116/70 mmHg	100 ml/HR	92 bpm	18	⊕
	5 AM	158 bpm	118/72 mmHg	100 ml/HR	86 bpm	16	⊕
	7 AM	144 bpm	107/82 mmHg	100 ml/HR	90 bpm	18	⊕
	9 AM	148 bpm	109/76 mmHg	100 ml/HR	103 bpm	14	⊕
	11 AM	150 bpm	113/73 mmHg	100-150 ml/HR	98 bpm	16	⊕
11/6/26	1 PM	146 bpm	118/84 mmHg	200 ml	92 bpm	18	⊕
	3 PM	141 bpm	110/72 mmHg	250 ml	86 bpm	16	⊕
	5 PM	144 bpm	100/68 mmHg	250 ml	86 bpm	18	⊕

NOTE : DO NOT WRITE OUTSIDE THE MARGINS

7 PM	142 bpm	112/72 mmHg	250 ml	82 bpm	18	⊕
9 PM	147 bpm	110/80 mmHg	200 ml	80 bpm	18	⊕
11 PM	151 bpm	117/82 mmHg	250 ml	86 bpm	16	⊕
1 AM	142 bpm	118/76 mmHg	250 ml	92 bpm	18	⊕
3 AM	138 bpm	100/60 mmHg	150 ml	94 bpm	18	⊕
5 AM	140 bpm	112/66 mmHg	300 ml	86 bpm	16	⊕
7 AM	142 bpm	98/64 mmHg	300 ml	92 bpm	18	⊕
9 AM	144 bpm	100/68 mmHg	150 ml	94 bpm	14	⊕
11 AM	146 bpm	103/68 mmHg	100 ml	89 bpm	16	⊕
1 PM	136 bpm	97/58 mmHg	150 ml	86 bpm	18	⊕

**PROGRESS NOTES**  
(USE BALL POINT PEN ONLY)



DATE	TIME	(SIGN ALL ENTRIES, DATE & TIME OF EACH ENTRY IS COMPULSORY)	
10/6/26	7pm		
		CBP- 10.7 / 11.95 / 2.64L	
		CRP- 5	
		Sr. Creatininu - 0.5	
		PT- 15	Na+ - 137
		INR- 1	K+ - 4.3
		APTT- 29	Cl- - 107
		Uric acid - 3.4	Urea - 6.1
		LFT- TBili - 0.3	SGOT - 17
		Conj Bili - 0.1	SGPT - 18
		Unconj Bili - 0.2	ALP - 85
		Protein - 6.3	Globulin - 2.9
		Albumin - 3.4	A/G ratio - 1.1
		Noted by <i>[Signature]</i>	
		10/6/26 at 7:00pm	
10/6/26	9pm	O/E	Adv
		PT Ps c/c/c	- Normal diet
		Gc fair	- Pad for observation
		Afebrile	- W/F imminent signs
		BP - 114/74 mmHg	- Monitor FHR
		PR - 104 bpm	- Bed rest & foot end elevation
		RR - 18 bpm	- 24 hr urine protein
		DTR - (+)	- Monitor vitals
		SLE - NAD	- follow drug chart
		PIA - Ut ~ 24 wk	- Inform SOS
		Relaxed FHR @ 100 bpm	- No clastix BP monitoring

NOTE : DO NOT WRITE OUTSIDE THE MARGINS

Noted by *[Signature]* @ 9pm

11/6/22  
1 AM

Collect 24 hr  
urine protein

On Inj mgso4  
maintenance  
dose

UO - 100ml/hr

Clear adequate

trace urine cl/s

growth scan  
HVS  
today

11/6/22  
5 PM

Collect 24 hr  
urine protein

Under Inj mgso4

maintenance  
dose

UO - 100ml/hr

Clear adequate

trace urine cl/s

growth scan  
HVS  
today

Noted by Prathapsha @ 5 PM

Dr Yogeshwar

11/6/22  
1 AM

Collect 24 hr  
urine protein

On Inj mgso4  
maintenance  
dose

UO - 100ml/hr

Clear adequate

trace urine cl/s

growth scan  
HVS  
today

Noted by Prathapsha @ 1 AM

Dr Yogeshwar

PT 5 c/c  
Gc fair

Atebolic

BP 113/63 mmHg

PR - 102 bpm

RR - 18 bpm

DTR - (+)

S/E - NAD

P/A - U - 2 wks

Relaxed

HR (+) 150 bpm

LE - No active

leak

- Normal diet

- Pad for observation

- W/F imminent signs

- Monitor HR

- Bed rest, foot end  
elevation

- BP monitoring

- Monitor vitals

- I/O charting

- Follow drug dx

- 24 hr urine pr  
collect

- Inform SOS

Adv

- Normal diet

- Pad for observation

- W/F imminent signs

- Monitor HR

- Bed rest, foot  
end elevation

- BP monitoring

- Monitor vitals


- I/O charting

- 24 hr urine protein

- Follow drug dx

- Inform SOS

**PROGRESS NOTES**  
(USE BALL POINT PEN ONLY)

Patient: VIH-00193629 IP-00060298  
Mrs T GOUTHAMI PRIYA  
05-05-1986 40 Y 1 M 5 D (F)  
Age: Dr. KOPPULA SIRISHA REDDY  
I.P. No. 

DATE	TIME	(SIGN ALL ENTRIES, DATE & TIME OF EACH ENTRY IS COMPULSORY)
11/6/2026	9am	<p>O/E pt is c/c/c</p> <p>Adv</p> <p>lyc fair - (N) Diet</p> <p>Afeb - Pad for observation</p> <p>BP- 122/85mmHg - w/f imminent signs</p> <p>PR- 90bpm. 2 symp.</p> <p>RR- 17 P/m. - FHR monitoring 2nd hly</p> <p>DTR (+) - Bed rest c</p> <p>SIENAD - foot end elevation</p> <p>P/A ut ~ 24 wks - Monitor vitals</p> <p>Relaxed - follow duty chart</p> <p>FHR ⊕ 142bpm - I/O charting</p> <p>U/E No active leak. - 24h urine protein</p> <p>- Infam 80s</p>
		<p>Collect 24h urine protein</p> <p>↓ MgSO4 maint dose</p> <p>UO - 2200 ml clear adequate</p> <p>Trace HVS urine c/s</p> <p>Growth scan</p>
		<p>Noted by Raw 11/6/2026 9 AM.</p> <p>- Infam 80s</p> <p><u>Dr. Nausheen</u></p>
11/6/2026	11:40 AM	<p>C/I to Dr. Sirisha Reddy morn</p> <p>Growth scan -</p> <p>SLJUF</p> <p>GTA - 24 + 5 weeks.</p> <p>FHR - 137 bpm.</p> <p>presentation - Cephalic.</p> <p>placenta - Ant. high.</p> <p>Ac - 42-1, AFI - largest pool - 1.9 cm</p> <p>EFW - 719 gm. (oligohydramnios)</p> <p>Doppler - (N)</p>
		<p>Trace HVS &amp; urine CS</p>

NOTE: DO NOT WRITE OUTSIDE THE MARGINS



NOTE: DO NOT WRITE OUTSIDE THE MARGINS

Noted by parent 11/6/16 @ 5PM

Follow up of  
- Monitor vitals  
- Monthly

- Bed rest 3 first and  
- FHR 2nd half  
- Myoglobin  
- Red for observation  
- 10% sum of obs  
- (AD) diet  
- Adv

4E - No active lead  
FHR @ 130 bpm  
Relaxed

PIA - ut ~ 2 weeks  
S/E - 100%

PR - 88 bpm  
RP - 116/38 mmHg

Absent

ac - fair

ole pt is dx <

Uric acid  
Grade HVS  
Respiratory clear  
Uto - 450 mg  
Mantoux test  
↓ MgSO  
Uric Protein  
Grade album  
5 PM  
11/6/16

Noted by parent 11/6/16 @ 5PM

- Inform SES  
- Continue rest of medication  
- Rest  
- 200mg PAIN

- STOP of cefotaxime  
- 1-1-1

- 1-1-1  
- 1-1-1  
Adv

CRP - 10  
CRP - 10.8 / 22.02 / 2.83L

MgSO on flow

11/6/16  
5 PM

C/I to Dr. Srishta Reddy Mann

(SIGN ALL ENTRIES, DATE & TIME OF EACH ENTRY IS COMPULSORY)  
(USE BALL POINT PEN ONLY)

Ref. No.: F / HW / PGN / INPR / 15  
IP-00060298  
Patient: MRS T GOUTHAMI PRIYA 40 Y 1 M 5 D  
Age: 05-05-1986  
DR. KOPPU SIRISHA REDDY  
IP.N

PROGRESS NOTES

5

Dr. S. Gouthami Reddy  
BirthRight  
BY RAINBOW HOSPITALS  
Your Right to a Safe Delivery  
Rainbow Children's Hospital  
It takes a lot to treat the little

11/6/26

9 PM

MgSO4 maintenance dose done

Trace 2uhs  
Urine Protein

UO - 500ml  
Adequate, Clear

Trace HVS,  
Urine c/s

O/E Pt to d/c

cc-fair  
Afebrile

BP - 107/65 mmHg  
PR - 93 bpm

S/E - NAD

PIA - Ut w 2u wks  
Relaxed

FHR ⊕ 139 bpm

UE - No active leak

Adv

- (N) diet
- Pad for observation
- W/F Immune signs & symptoms
- FHR 2nd hly
- Bed rest & foot end elevation
- D/o charting
- Monitor vitals
- Follow drug chart
- Inform ses

noted by A. Shanmugam 11/6/26 9pm

A. Shanmugam

12/6/26

1 AM

Trace 2uhs  
Urine Protein

UO - 500ml  
Adequate, Clear

Trace HVS,  
Urine c/s

O/E Pt to d/c

cc-fair

Afebrile

BP - 110/74 mmHg

PR - 86 bpm

S/E - NAD

PIA - Ut w 2u wks

Relaxed

FHR ⊕ 140 bpm

UE - No active leak

Adv

- (N) diet
- Pad for observation
- W/F Immune signs & symptoms
- FHR 2nd hly
- Bed rest & foot end elevation
- D/o charting
- Monitor vitals
- Follow drug chart
- Inform ses

noted by A. Shanmugam 12/6/26 1 AM

A. Shanmugam

O/E Pt to d/c

cc-fair

Afebrile

BP - 112/66 mmHg

PR - 86 bpm

S/E - NAD

PIA - Ut w 2u wks  
Relaxed

FHR ⊕ 140 bpm  
No active leak

Adv

- (N) diet
- Pad for observation
- W/F Immune signs & symptoms
- FHR 2nd hly
- Bed rest & foot end elevation
- D/o charting
- Monitor vitals
- Follow drug chart
- Inform ses

A. Shanmugam



**PROGRESS NOTES**  
(USE BALL POINT PEN ONLY)

6

Ref. No. E/HW/PGM/INPR/15  
VIH-00193629 IP-00060298  
Patil Mrs T GOUTHAMI PRIYA  
05-05-1988 40 Y 1 M 5 D (F)  
Age Dr. KOPPULA SIRISHA REDDY  
I.P.

DATE	TIME	(SIGN ALL ENTRIES, DATE & TIME OF EACH ENTRY IS COMPULSORY)
12/6/26	9 AM	o/e Pt is c/c
		gc - fair
		Afebrile
		- (N) diet
		- Pad for observation
		- W/F Incontinent signs & symptoms
		- FHR 2nd half
		- Bed rest & foot end elevation
		- Stool charting
		- Monitor vitals
		- Follow drug chart
		- Infusion eos
		Noted by pooja @ 8 AM 12/6/26
12/6/2026	11:15 AM	c/I to Dr. Sirisha Reddy mam.
		AFI Doppler scan.
		- SLIUF
		- 24 + 6 weeks.
		FHR - 146 bpm.
		cephalic.
		Placenta - Ant. high.
		AF - single pocket - 2.5 cm. (subjectively reduced)
		Fetal Dopplers - (N).
		Noted by mangra 12/6/26 @ 11:15 AM

Dr. Sirisha Reddy

Dr. Nishita

NOTE: DO NOT WRITE OUTSIDE THE MARGINS

12/6/26  
12 PM

C/I to Dr. Sirisha Reddy mam

Urine culture sensitivity - No growth

HVS - smear - shows epithelial cells with gram positive bacilli

Culture - NO bacterial or yeast pathogen isolated.

24 hr urine protein - 28.8

Adv

Inj Ampicacin 500mg  
once a day

4r  
Dryogeslan

12/6/2026  
1 PM

O/E - pt is d/c/c

Gc - Fair

Afebrile

BP - 97/58 mmHg

PR - 86 bpm

S/E - NAD

PIA - ut ~ 24 wks -  
relaxed.

FHR ⊕ 150 bpm

LE - minimal bleeding ⊕

No active leak.

Adv:

- (N) diet
- Bed rest with footend elevation
- w/f imminent signs & symptoms.
- pad for observation
- FHR 2nd hourly
- BP charting.
- Ho charting
- Follow drug chart
- Inform sos.

U/O  
150 ml  
clear, adequate

noted by mangla 12/6/26 @ 1 PM

DR. NIKANTA



12/6/26  
9 pm.

CBP, CRP  
tomorrow

Scan for  
AFI

tomorrow

UO - clear adq.

Noted by Raw  
12/6/26 P  
9 pm.

o/b pt is c/c/c  
gc - fair

Afl

BP - 98/60 mmHg

PR - 87 bpm.

S/E - NAD

P/A ut w 24 weeks

Relaxed

FHR @ 145 bpm.

L/E No active leak.

Adv  
- (N) Diet

- Bed rest c foot and elevation

- w/o any imminent signs of sympt

- pad for observation

- FHR 2nd hly

- I/O charting

- Monitor Vital

- Follow dly

- Inform S/S

12/6/26  
1 AM.

CBP, CRP  
tom morning

Scan for

Afl doppler

UO - clear

Pt is c/c/c

gc - fair

Afl

BP - 109/70

PR - 109

S/E - NAD

P/A

S/E - NAD  
P/A

Amush

**PROGRESS NOTES**  
(USE BALL POINT PEN ONLY)

5

Patient: VIH-00193629 IP-00060298  
Mrs T GOUTHAMI PRIYA  
Age: 05-05-1986 40 Y 1 M 5 D (F)  
Dr. KOPPULA SIRISHA REDDY  
I.P. N



DATE	TIME	(SIGN ALL ENTRIES, DATE & TIME OF EACH ENTRY IS COMPULSORY)
11/6/26		CI to Dr. Sirisha Reddy Mann
5 PM		CRP - 10
		CBP - 10.8 / 22.02 / 2.83L
		MgSO4 on flow
		Adv
		- Ty-PIPTAZ 4.5gm 1-1-1
		- STOP Ty. cefotaxime, T. ECOSPIRIN
		- Rest
		- Continue Rest of Medication
		- Inform SOS
		Dr. Gredhna
		noted by Poni 11/6/26 @5PM
11/6/26		o/g pt is c/d c
5 PM		ac-fair Adv
		Afebrile - (N) diet
		Trace 2uhs - Pad for observation
		Urine Protein - W/F diminished signs in
		↓ Mgso maintenance dose. - symptoms
		U/O - 450 ml - FHR 2nd hly
		Adequat, clear - Bed rest & foot end
		Trace HVS, Urine clt - elevates
		Relaxed - Monitor vitals
		FHR ⊕ 137bpm - Follows dry chest
		46 - No active leak - No churning
		noted by Poni 11/6/26 @5PM - Inform SOS

NOTE : DO NOT WRITE OUTSIDE THE MARGINS

11/6/26

9 PM

MgSO4 maintenance dose done

Trace a/hs  
Urine Protein

U/O - 500ml  
Adequate, Clear

Trace HVS,  
Urine c/s

O/E Pt is d/c

cc-fair  
Afebrile

BP - 107/65 mmHg

PR - 93 bpm

S/E - NAD

PIA - Ut w 24 wks

Relaxed

FHR ⊕ 139 bpm

UE - No active leak.

Adv

- (N) diet
- Pad for observation
- WIF Imminent signs & symptoms
- FHR 2nd hly
- Bed rest & foot end elevation
- D/o charting
- Monitor vitals
- Follow drug chart
- Inform SAs

noted by A. Shanni 11/6/26 9pm

Dr. Guebara

12/6/26

1 AM

Trace a/hs  
Urine Protein

U/O - 500ml  
Adequate, Clear

Trace HVS,  
Urine c/s

O/E Pt is d/c

cc-fair  
Afebrile

BP - 110/74 mmHg

PR - 86 bpm

S/E - NAD

PIA - Ut w 24 wks

Relaxed

FHR ⊕ 140 bpm

UE - No active leak.

Adv

- (N) diet
- Pad for observation
- WIF Imminent signs & symptoms
- FHR 2nd hly
- Bed rest & foot end elevation
- D/o charting
- Monitor vitals
- Follow drug chart
- Inform SAs

noted by A. Shanni 12/6/26 1 AM

Dr. Guebara

12/6/26

5 AM

Trace a/hs  
Urine Protein

U/O - 300ml  
Adequate, Clear

Trace HVS,  
Urine c/s

O/E Pt is d/c

cc-fair  
Afebrile

BP - 112/66 mmHg

PR - 86 bpm

S/E - NAD

PIA - Ut w 24 wks

Relaxed

FHR ⊕ 144 bpm

UE - No active leak

Adv

- (N) diet
- Pad for observation
- WIF Imminent signs & symptoms
- FHR 2nd hly
- Bed rest & foot end elevation
- D/o charting
- Monitor vitals
- Follow drug chart
- Inform SAs

noted by Shanni 12/6/26 5 AM

Dr. Guebara

7

**PROGRESS NOTES**  
(USE BALL POINT PEN ONLY)

Pat: Mrs T GOUTHAMI PRIYA  
Age: 40 Y 1 M 5 D (F)  
I.P.: Dr. KOPPULA SIRISHA REDDY  
VIH-00193629 IP-00060298  
05-05-1986

DATE	TIME	(SIGN ALL ENTRIES, DATE & TIME OF EACH ENTRY IS COMPULSORY)
12/6/26	5:00 PM	USIB Dr. Sirisha Reddy
		ADY
		Send CBP, CRP Tomorrow
		Notes by Jega 12/6/26 at: 5:00 PM
12/6/2026	5 PM	o/E - pt is clear Gc - Fair afebrile BP - 100/69 mmHg PR - 92 bpm S/E - NAD PIA - wt - 24 w/o. relaxed. FHR ⊕ 146 bpm. L/E - No active leak.
		Adm: - (N) diet - Bed rest - foot end elevation - w/f imminent signs & symptoms - pad for observation - FHR 2nd hourly - BP charting - Ho charting - Follow drug chart - Inform SOS
		Notes by Jega 12/6/26 at: 5:00 PM
		DR: Nikhita

NOTE : DO NOT WRITE OUTSIDE THE MARGINS

12/6/26  
9 pm.

o/b pt is c/c/c  
gc-fair

Afb  
BP - 98/60 mmHg  
PR - 87 bpm.  
S/E - NAD

P/A ut n 24 weeks

Relaxed  
FHR ⊕ 145 bpm.  
Ue - No active leak.

Adv

- (N) Diet
- Bed rest & foot end elevation
- w/o any imminent signs & sympt
- pad for observation
- FHR 2nd hourly
- I/O charting
- Monitor vitals
- Follow dry chart
- Inform SOS

CBP, CRP tomorrow

Scan for AFI tomorrow

Uo - clear adq.

Noted by Ravi 12/6/26 P 9 pm.

~~AS~~  
Dr Nausheers

13/6/26  
1 AM.

Pt is c/c/c

gc-fair  
Afebrile.

BP - 109/72 mmHg  
PR - 94 bpm.  
S/E - NAD

P/A - ut n 24 weeks  
Relaxed

FHR ⊕ 138 bpm

Ue - No active leak.

Adv

- NBM from morning
- Bed rest & foot end elevation
- pad for observation
- w/o imminent signs & symptoms
- I/O charting
- FHR - 2nd hourly
- follow dry chart
- monitor vitals
- Inform SOS

CBP, CRP tom morning

Scan for AFI doppler

Uo - Adeq clear

4 doses of IV piptaz given

Noted by Ravi 13/6/26 @ 1 AM

Shan  
Dr Farmer.

6

# PROGRESS NOTES

(USE BALL POINT PEN ONLY)



DATE	TIME	(SIGN ALL ENTRIES, DATE & TIME OF EACH ENTRY IS COMPULSORY)
12/6/26	9 AM	OPR is ok gc - fair AFI Doppler scan Trace 2 uba Urine Protein U/O - 300ml Adequate, clear Trace HVS, Urine c/s <del>Growth scan today</del> <del>AFI Doppler</del>
		APB - 114 / 71 mmHg PR - 84 bpm S/E - NAD PLA ut v 24 weeks relaxed FHR (+) 147 bpm LE - No active leak.
		Adv - (N) diet - Pad for observation - W/O Imminent signs & symptoms - FHR 2nd half - Bed rest & foot end elevation - S/O chalking - Monitor vitals - Follow drug chart - Infusion eos
		Noted by pooja @ 8 AM 12/6/26
12/6/2026	11:15 AM	c/I to Dr. Sirisha Reddy mam. AFI Doppler scan. - SLIUF - 24 + 6 weeks. FHR - 146 bpm. cephalic. Placenta - Ant. high. AF - single pocket - 2.5 cm. (subjectively reduced) Fetal Dopplers - (N)
		noted by mangra 12/6/26 @ 11:15 AM

NOTE : DO NOT WRITE OUTSIDE THE MARGINS

12/6/26

12 PM

C/I to Dr. Srissha Reddy mam

Urine culture sensitivity - No growth

HVS - Smear - shows epithelial cells with gram positive bacilli

Culture - No bacterial or yeast pathogen isolated.

24 hr urine protein - 28.8

Adv

Inj Ampicacin 500mg OD  
once daily

4r  
Dryogeslan

12/6/2026

1 PM

O/E - pt is c/c

Gc - Fair

Afebrile

BP - 97/58 mmHg

PR - 86 bpm

S/E - NAD

PIA - wt ~ 24 wks  
relaxed

FHR ⊕ 150 bpm

L/E - minimal bleeding ⊕

No active leak

Adv:

- ⊕ diet

- Bed rest with  
footend elevation

- w/f imminent signs  
& symptoms

- pad for observation

- FHR 2nd hourly

- BP charting

- I/O charting

- Follow drug chart

- Infom sos

noted by mangla 12/6/26 @ 1 PM

DR. NIKHITA

U/O  
150 ml  
clear, adequate

(8)

# PROGRESS NOTES

(USE BALL POINT PEN ONLY)



DATE	TIME	(SIGN ALL ENTRIES, DATE & TIME OF EACH ENTRY IS COMPULSORY)
13/6/26	5 AM	o/ept as clelc <span style="float: right;">Adv</span>
		Gc fair - NBM
		Afebrile - Bed rest with
		BP- 104/70 mmHg foot end elevation
		PR- 85 bpm - Pad for observation
		S/E - NAD - w/f imminent signs
		P/A ut n 24 wks 2 symp
		Relaxed - 1/0 charting
		FHR ⊕ 140 bpm - FHR 2nd haly
		U/E No active leak - Monitor vitals
		- follow drug chart
		- Inform SAs
<p>Noted by Dr. Sirisha Reddy</p> <p>13/6/26 5 AM</p> <p style="text-align: right;">DR Nausheen</p>		
13/6/26	8:45 AM	C/I to Dr Sirisha Reddy Mahan
		Pt is clelc <span style="float: right;">Adv</span>
		Gc fair - NBM
		Afebrile - Bed rest & foot
		BP- 106/82 mmHg end elevation
		PR- 80 bpm - pad for observation
		S/E - NAD - w/f imminent signs &
		P/A soft ut n 22 weeks symptoms
		Relaxed - 1/0 charting
		FHR ⊕ 136 bpm - FHR monitoring 2nd haly
		U/E - mild leak ⊕ - follow drug chart
		- monitor vitals
		- Inform SAs

NOTE : DO NOT WRITE OUTSIDE THE MARGINS

Noted by Dr. Sirisha Reddy  
13/6/26 8:45 AM

DR Nausheen

13/6/26  
9AM

one pt like d/c  
ec-fair  
afebrile

Asw.

- NBM
- Pad for observation
- Bed rest & foot end elevations
- No charting
- W/P immediate signs & symptoms
- FHR monitoring
- Monitor vitals
- Follow day chart
- Inferences

AFI Doppler today

BP- 109/72 mmHg

PR- 81 bpm

S/E-WAD

PIA- utw 24 wds

Relaxed

FHR ⊕ 146 bpm

LE- mild leak ⊕

U/O- Adequate clear

5 doses of  
Sig. Piptaz done

Noted by Prathyusha @ 9AM

Asw.  
Prathyusha

13/6/26  
10am

C/I to Dr. Simsha mam

- S L I U F
- Genitric, 25 weeks
- PI- A.M
- AFI- Largest pool 1.8 cm
- Doppler- Normal

H Dr. Ashwin

Noted by Prathyusha @ 10AM

13/6/2026  
11:10 AM

C/I to Dr. Simsha Reddy mam

GRBS - 98 mg/dl

Dr. Nikita

Noted by Prathy

@ 10AM 13/6/26



9

PROGRESS NOTES AND DOCTOR'S ORDER

Date & Time	Progress Notes	Doctor's Order
13/6/2026 1 pm	O/E - pt is c/c/c Gc - Fair Afebrile	Adv: - NBM - pad for observation
u/o - clear Adequate	BP - 88/59 mmHg PR - 71 bpm PIA - ut - 25 wks relaxed FHR (+) 140 bpm L/E - mild leak (+)	- Bed rest + foot end elevation. - Flo charting - w/f imminent signs + symptoms: - FHR monitoring - monitor vitals
Noted by pooja @ 2 pm 13/6/26		
13/6/26 3:15 pm	c/s/B Dr sirisha reddy mam O/E pt is c/c/c Gc fair Afebrile	Adv: - Remove foleys after scan. - Start ONT. ceftun soomy
AFS Doppler scan tomorrow 11 AM	BP - 100/60 mmHg BD PR - 82 bpm S/E - NAD PIA - ut ~ 25 wks Relaxed FHR (+) 148 bpm L/E - mild leak (+)	- BD from tomorrow morning - Follow strict aseptic conditions. - Bed rest + foot end elevation. - FHR monitoring - monitor vitals.
u/o clear adequate		
Noted by nanga 13/6/26 @ 3:15 pm		

Dr. Nikhita

Dr. Nikhita



PROGRESS NOTES AND DOCTOR'S ORDER

Date & Time	Progress Notes	Doctor's Order
13/6/2026 7:15 pm.	O/E - pt is c/c/c G/C - Fair. Afebrile.	Adv: - (N) diet
AFF Doppler tomorrow	BP - 100/61 mmHg PR - 79 bpm	- w/f imminent signs & symptoms.
Breakfast at 6 am	S/E - NAD. P/A - ut ~ 25 wks. Relaxed.	- Bed rest with footend elevation
	FHR ⊕	- monitor vitals - FHR monitoring 2nd hourly
	L/E - mild leak ⊕	- pad for observation - Follow drug chart
Noted by mangi 13/6/26 @ 7:15 pm		- Inform sos.
13/6/2026 11:15 PM	O/E - pt is c/c/c G/C - Fair. Afebrile.	Adv: - (N) diet
AFF Doppler tomorrow 11 AM	BP - 112/63 mmHg PR - 84 bpm	- w/f imminent signs & symptoms.
Breakfast at 6 AM.	S/E - NAD. P/A - ut ~ 25 wks Relaxed	- Bed rest & footend elevation
U/O clear, adequate	FHR ⊕ 142 bpm	- monitor vitals. - FHR monitoring 2nd hourly.
	L/E - mild leak ⊕	- pad for observation. - Follow drug chart
Noted by Rani 13/6/26 @ 11:15 PM		- Inform sos.

DR. NIKHITA

DR. NIKHITA



10

PROGRESS NOTES AND DOCTOR'S ORDER

Date & Time	Progress Notes	Doctor's Order
14/6/2026 3:15 Am	o/e - pt is c/c/c Gc - Fair Afebrile	Adv: - (N) diet - w/f imminent signs & symptoms.
AFE Doppler morning 11 Am	BP - 118/78 mmHg PR - 80 bpm S/E - NAD	Bed rest c footend elevation
Breakfast at 6 Am	PIA - ut ~ 25 wks. relaxed. FHR ⊕ 138 bpm.	monitor vitals - FHR monitoring 2nd hourly
u/o clear, adequate	U/E - mild leak ⊕	- pad for observation - Follow drug chart - Infosm sos.
Noted by Shushin 14/6/26 3:15 am		
14/6/2026 7:15 Am	o/e - pt is c/c/c Gc - Fair Afebrile	Adv: - (N) diet - w/f imminent signs & symptoms.
AFE Doppler today	BP - 95/78 mmHg PR - 86 bpm S/E - NAD	- Bed rest c footend elevation
u/o clear, adequate	PIA - ut ~ 25 wks. relaxed. FHR ⊕ 149 bpm.	- monitor vitals - FHR monitoring 2nd hourly
	U/E - mild leak ⊕	- pad for observation - Follow drug chart - Infosm sos.
Noted by Lani 14/6/26 @ 7:15 AM		

DR. Nikhita

DR. Nikhita (P.T.O)

## PROGRESS NOTES AND DOCTOR'S ORDER

Date & Time	Progress Notes	Doctor's Order
<u>14/6/25</u>	o/e pt is c/c	<u>Adv</u>
9 AM	GC - fair	- (N) diet
	Afebrile	- W/E Imminent signs & symptoms
<u>U/O - Adequate,</u>	BP - 118/78 mmHg	- Bed rest & foot end elevation
<u>clear</u>	PR - 80 bpm	- FHR monitoring 2nd half
	S/E - NAD	- Pad for observation
	PIA - Utw 25 wks	- Monitor vitals
<u>AFI Doppler Scan</u>	Relaxed	- Follow drug chart
<u>Today</u>	FHR ⊕ 148 bpm	- Inform SCS
	L/E - Mild leak ⊕	
	Noted by <u>prathyesha</u> @ 9 AM <span style="float: right;"><u>Dr. Ganesha</u></span>	
<u>14/6/25</u>		
<u>1:15 PM</u>		
	UI to Dr. Sirisha mam	
	SLIUF	
	transverse lie.	
	2st 1 week	
	Largest pool - 9.2 cm	
	Depetus - normal	
	Noted by <u>prathyesha</u> <span style="float: right;">A/Dr. Ashwini</span>	
	@ 1:15 pm	

(11)

# PROGRESS NOTES

(USE BALL POINT PEN ONLY)

Ref. No. : VIH-00193629 IP-00060298

Patient Name Mrs T GOUTHAMI PRIYA 05-05-1986 40 Y 1 M 9 D (F)  
Dr. KOPPULA SIRISHA REDDY

Age : .....

I.P. No. : .....



DATE	TIME	(SIGN ALL ENTRIES, DATE & TIME OF EACH ENTRY IS COMPULSORY)	
<del>14/6/26</del>	<del>1:30 PM</del>	○ I/E pt d/c	Adv
		GC - fair	- (N) diet
		Afebrile	- WIF. Imminent signs
U/O - Adequate,		BP - 112/80 mmHg	U symptoms.
Clear		PR - 86 bpm	- FHR 2nd hly
		S/C - NAD	- Pad for observation
		PLA - Ut ~ 25 wks	- Monitor vitals
Strict bed rest		Relaxed	- Follow drug chart
- Pad for observation		FHR ⊕ 150 bpm.	- Inform ses.
CBP, CRP tomorrow.		U/E - Mild leak ⊕	
- AFI Doppler tomorrow			
- complete rest.			
bed.			
- TED stockings.			
- leg movements.			
Noted by Prathyusha @ 1:30 pm			
14/6/26		○ I/E pt is d/c	Adv
5:30 PM		GC - fair	- (N) diet
		Afebrile	- WIF Imminent signs
U/O - Adequate,		BP - 123/88 mmHg	- FHR 2nd hly
Clear		PR - 79 bpm	- Pad for observation
		S/C - NAD	- Strict Bed rest &
CBP, CRP tomorrow		PLA - Ut ~ 25 wks	Foot and elevation
AFI Doppler tomorrow		Relaxed	- TGDD Stockings
		FHR ⊕ 142 bpm	- leg movements
		U/E - Mild leak ⊕	- Monitor vitals

NOTE: DO NOT WRITE OUTSIDE THE MARGINS

Noted by Prathyusha @ 5:30 pm

14/6/26  
9:30 PM

U/O - Adequate,  
Clear

CBP, CRP,  
AFI Doppler scan  
Tomorrow

O/E Pt is clear  
GC - fair  
Afebrile

BP - 111/70 mmHg

PR - 78 bpm

S/E - NAD

PIA - uterine tenderness  
soft 133 (+)

LE - Mild leak (+)

Adv

- (N) diet
- strict bed rest & foot end elevation
- W/O imminent signs/symptoms
- FHR and hwy
- Pad for observation
- TEDD stockings
- Monitor vitals
- Follow drug chart
- Inform SOS

Noted by Subhini 14/6/26 @ 9:30 PM

Dr. G. Reddy

15/6/26  
1:30 AM

U/O - Adeq  
clear

CBP, CRP  
AFI + D. tomorrow

O/E Pt clear  
GC fair  
afebrile

BP - 100/70 mmHg

PR - 86 bpm

S/E - NAD

PIA ut - 25 wk  
soft  
retained

PU - no active  
leak

Adv

- (N) diet
- strict bed rest  
foot end elevation
- FHR and hwy
- W/O any contractions
- Pad for observation
- monitor vitals
- follow drug chart
- in form SOS

Noted by Subhini 15/6/26 @ 1:30 AM

Dr. Arshad

12

PROGRESS NOTES AND DOCTOR'S ORDER

Date & Time	Progress Notes	Doctor's Order
15/6/26 5:30 Am	<p>O/E Pt is c/c.</p> <p>Gc - fair</p> <p>Afebrile</p> <p>BP - 102/71 mmHg</p> <p>PR - 82 bpm</p> <p>S/E - NAD</p> <p>P/A - Ut w 25 wks</p> <p>Relaxed</p> <p>FHR ⊕ 139 bpm.</p> <p>LE - No active leak.</p>	<p>ASu</p> <ul style="list-style-type: none"> <li>- (N) diet</li> <li>- strict bed rest &amp; foot end elevation</li> <li>- FHR 2nd help</li> <li>- WIF Contractions</li> <li>- Pad for observation</li> <li>- WIF Immediate signs &amp; symptoms</li> <li>- TEDD stockings</li> <li>- Monitor vitals</li> <li>- Follow drug chart</li> <li>- Infusions</li> </ul>
U/O - Adequate, clear		
CBP, CRP AFI Doppler today		
Noted by Subhaski 5:30 AM 15/6/26		
15/6/26 9 AM	<p>CRP - 11.0</p> <p>CBP - 12 / 17.36 / 2157 L</p>	<p><i>[Signature]</i></p>
Noted by Subhaski 15/6/26 9 AM		<p><i>[Signature]</i></p>



PROGRESS NOTES AND DOCTOR'S ORDER

Date & Time	Progress Notes	Doctor's Order
15/6/26		
9 AM	O/E	Adv
	Pt is c/c	- (N) diet
	Gc fair	- strict bed rest & foot
	Afebrile	end elevation
	BP- 120/85 mmHg	- Monitor FHR 2nd hrly
	PR- 80 bpm	- Pad for observation
VO- adequate clear	S/E- NAD	- W/F imminent sign of symptoms
	P/A- ut ~ 250k	- Monitor vitals
AFI Doppler scan today	Relaxed	- W/F any contraction
	FHR ⊕ 150 bpm	- Follow drug chart
	L/E NO Active Leak	- TEDD Stocking
		- Inform SO
		- Bp monitoring
Noted by Renu 15/6/26 @ 9 AM	Dr Yogeshwar	
15/6/26		
12 PM	GRBS- 102 mg/dl	
	Dr Yogeshwar	
Notes by Tera	15/6/26 at 12:00 PM	

13

PROGRESS NOTES AND DOCTOR'S ORDER

Date & Time	Progress Notes	Doctor's Order
15/6/26 1 PM	C/I to Dr. Sirisha Reddy mam AFI Doppler scan - SLEUF - 25+2 weeks. - FHR - 167 bpm. Cephalic Placenta - Ant - high. AFI - largest pool - 2.4 cm. s/o oligohydramnios. Dopplers - (N).	Adv: - Continue same medications - (N) diet.
	Notes by <u>Pusa</u> 15/6/26 at 1:00pm	Dr. Nikhita
15/6/2026 1 pm	O/E - pt is c/c/c Gc - Fair. Afebrile. BP - 110/70 mmHg PR - 82 bpm. S/E - NAD. P/A - ut ~ 25 wks. Relaxed FHR (N) 144 bpm. L/E - No active leak.	Adv: - (N) diet. - Strict bed rest - Footend elevation. - monitor FHR end hourly - pad for observation - w/f imminent signs & symptoms. - monitor vitals - w/f any contractions. - Follow drug chart. - TEDD stockings. - BP monitoring - Infom sas.
	U/O clear & adequate	
	Notes by <u>Pusa</u> 15/6/26 at 1:00pm	Dr. Nikhita

VH-00193629 IP-00060298  
 Mrs T GOUTHAMI PRIYA  
 05-05-1986 40 Y 1 M 10 D (F)  
 Dr. KOPPULA SIRISHA REDDY

## GRESS NOTES AND DOCTOR'S ORDER

Date & Time	Progress Notes	Doctor's Order
15/6/26 5pm	O/C pt is c/c/c Gc fair Afebrile BP-107/72mmHg PR- 84 bpm, S/E-NAD P/A- UT - 25wk Relaxed FHR @ 150bpm L/E - NO Active leak	Adv - Normal diet - Strict bed rest c foot end elevation - Monitor FHR 2nd hrly - Pad for observation - W/F imminent signs of symptoms - Monitor vitals - W/F any contraction - Follow drug chart - TEDD stockings - BP Monitoring Inform sor.
<p>Notes by Teja 15/6/26 at 5:00pm.</p> <p style="text-align: right;">Dr Yogeshwar</p>		
15/6/26 6pm	e/s/B Dr. Sirisha Reddy mam O/C Pt is c/c/c Gc fair Afebrile BP-110/72mmHg PR- 86 bpm S/E - NAD P/A - UT - 25wk relaxed FHR @ 148bpm L/E - NO Active leak,	Adv - CBP, CRP tomorrow - stop Inj Amikacin - continue all medication - Betadine cleaning after micturition - AFE Doppler scan tomorrow - FHR monitoring 2nd hrly - Monitor vitals. - Bed rest c foot end elevation - tab MgD3 0.1

15/6/26 at 6:00pm

Dr Yogeshwar

10

PROGRESS NOTES AND DOCTOR'S ORDER

Date & Time	Progress Notes	Doctor's Order
15/6/26 9pm	O/E pt is c/c/c Uc fair Afebrile	Adv - Normal diet - strict bed rest & foot end elevation
send CBP, CRP tomorrow	BP - 100/66 mmHg PR - 90 bpm. S/E - NAD	- Monitor FHR 2nd hrly - Pad for observation
AFE Doppler seen tomorrow	P/A - Ut ~ 25wk Relaxed FHR ⊕ 150 bpm L/E - NO active Leak	- W/F any imminent signs of symptom - W/F any contractions - Monitor vitals - Follow drug chart - TEDD stockings - BP monitoring - Inform SOS
<p>Noted by Prathyshe @ 9pm</p>		Dr Yogeshwar
16/6/26 1AM	O/E pt is c/c/c Uc fair Afebrile	Adv - Normal diet - strict bed rest & foot end elevation
send cbp crp today	BP - 107/70 mmHg PR - 90 bpm S/E - NAD	- Monitor FHR 2nd hrly - Pad for observation
AFE Doppler today morning	P/A - Ut ~ 25wk Relaxed FHR ⊕ 154 bpm L/E - No active Leak	- W/F any imminent signs of sym - W/F any contractions - Monitor vitals - Follow drug chart - TEDD stockings - BP monitoring - Inform SOS
NBM from 6AM		Dr Yogeshwar



PROGRESS NOTES AND DOCTOR'S ORDER

Date & Time	Progress Notes	Doctor's Order
16/6/26	O/E	
5 AM	pt PS c/c/c	Adv
	ac-fair	- NBM
	afebrile	- strict bed rest 7-foot end
	BP-102/70 mmHg	- elevation
send CBP,	PR- 82 bpm	- Monitor FHR 2nd hly
CBP	S/E-NAD	pad for observation
today	PLA-Ut ~ 25w/c	- W/F any imminent signs/symptoms
AFE Doppler	Relaxed	- W/F any contraction
5 cns today	FHR ⊕ 152 bpm	- Monitor vitals
	L/E- NO active leak	- follow drug chart
		- TEDD stocking
		- BP monitoring
		- Inform SOS
Noted by Kanaka	16/6/26 @ 5 AM	
		↓ Dryogeshwaran
16/6/26		
8:00 AM	CBP- 11.7 / 16.20 / 2.63 L	
	CRP- 14	
	urine albumin- negative	
Noted by		↓ Dr Yogeshwaran
Subarni	16/6/26	
8 AM		



PROGRESS NOTES AND DOCTOR'S ORDER

Date & Time	Progress Notes	Doctor's Order
	(25+3 weeks).	
16/6/26 9 AM	o/e pt is c/c/c c/c fair Afebrile BP- 113/68 mmHg PR- 86 bpm S/E - NAP P/A - Ut ~ 25 wks Relaxed FHR @ 146 bpm L/E - NO Active leak.	Adv: - NBM - Strict Bed rest - foot end elevation - Monitor FHR 2nd hrly - pad for observation - W/F any imminent signs of symptoms - W/F any contraction - Monitor vitals - Follow drug chart - TEDD stocking - Bp charting - Inform sos
AFI Doppler scan today		
Noted by Suhini 9 AM 16/6/26		
		Dr Yogeshwar
16/6/2026 11:30 AM	<u>AFI / Doppler scan</u>  SLIUF, 25+3 weeks. Transverse lie FHR @ 139 bpm AFI - Largest pool 2.5 cm (oligohydramnios) Placenta - Anterior High Dopplers - Normal	
Noted by Suhini 11:30 AM 16/6/26		
		Dr Yogeshwar



## PROGRESS NOTES AND DOCTOR'S ORDER

Date & Time	Progress Notes	Doctor's Order
16/6/2026	(25+3 wks)	
1 pm	O/E - pt is c/c/c	Adv:
	G/C - Fair	- (N) diet
	Afebrile	- strict bed rest &
u/o	BP - 110/68 mmHg	footend elevation
clear	PR - 82 bpm	- monitor vitals
adequate	S/E - NAD	- FHR monitoring 2nd weekly
	PIA - wt ~ 25 wks	- Follow drug chart
	relaxed	- Infom sas
Noted by	FHR (+) 150 bpm	- pad for observation
Suhini	L/E - No active leak (+)	Dr. Nithika
1 pm		
16/6/26		
16/6/26	US by Dr. Sirisha Reddy mam	
2 pm	Patient vitals stable	Adv
	FHR good	- Repeat CBP, CRP
Noted by		tomorrow - AFST
Suhini		Doppler
16/6/26		Dr. Ashu
2 pm		



16

PROGRESS NOTES AND DOCTOR'S ORDER

Date & Time	Progress Notes	Doctor's Order
16/6/2026 5 pm	o/e - pt is c/c/c Gc - Fair. Afebrile.	Adv: (N) diet. - Strict bed rest - Foot end elevation
U/O clear, adequate	BP - 111 / 77 mmHg. PR - 84 bpm. S/E - NAD.	- monitor vitals - FHR monitoring 2nd hourly.
CBP, CRP & AFE Doppler scan (H/O) tomorrow	PIA - uterine 25 wks. relaxed. FHR ⊕ 144 bpm L/E - No active leak.	- Follow drug chart - pad for observation - Inform SAs.
Noted by Rain 16/6/26 @ 5 pm		DR. Nithyita
16/6/2026 9 pm	o/e - pt is c/c/c Gc - Fair Afebrile.	Adv: - (N) diet - Strict bed rest - Foot end elevation
U/O clear, adequate	BP - 107 / 72 mmHg PR - 82 bpm. S/E - NAD.	- monitor vitals - FHR monitoring 2nd hourly
CBP, CRP & AFE Doppler scan (H/O) tomorrow	PIA - uterine 25 wks. relaxed. FHR ⊕ 138 bpm. L/E - No active leak.	- Follow drug chart - pad for observation - Inform SAs.
Noted by Tina 16/6/26 at 9:00 PM		DR. Nithyita



**PROGRESS NOTES**  
(USE BALL POINT PEN ONLY)

17

Ref No: E/LM/DM/MSD  
VIH-00193629 IP-00060298  
Pat: Mrs T GOUTHAMI PRIYA  
05-05-1986 40 Y 1 M 11 D (F)  
Age: Dr. KOPPULA SIRISHA REDDY  
I.P. N

DATE	TIME	(SIGN ALL ENTRIES, DATE & TIME OF EACH ENTRY IS COMPULSORY)	
16/6/26	9 AM	O/E Pt is c/c (25+4 weeks)	
		Gc - fair	Adv
		Afebrile	- (N) diet
U/O - Adequate, clear		BP - 117/82 mmHg	- strict bed rest & foot end elevation
		PR - 81 bpm	
CRP - 19.0		S/E - NAD	- FHR monitoring
CBP - 11.9/14.85/2.6L		PIA - uter 25 weeks	- Pad for observation
		Relaxed	- Monitor vitals
Plan		FHR ⊕ 142 bpm	- Follow drug chart
API Doppler tomorrow		LE - No active leak	- Inform sos
			- BP charting
Noted by Rani 16/6/26 @ 9 AM			
(25+4 wks)			
17/6/26	1 pm	O/E - pt is c/c	Adv
		Gc - fair	- (N) diet
		Afebrile	- strict bed rest & foot end elevation
U/O		BP - 110/84 mmHg	- FHR monitoring
clear		PR - 82 bpm	- pad for observation
adequate		S/E - NAD	- monitor vitals
		PIA - uter 25 wks	- Follow drug chart
		Relaxed	- Inform sos
		FHR ⊕ 148 bpm	- BP charting
		LE - No active leak	
Noted by Rani 17/6/26 1 pm			
Dr. Nikita			

NOTE : DO NOT WRITE OUTSIDE THE MARGINS

12/16/26  
5 PM

U/O - Adequate,  
clear

AFE Doppler  
tomorrow

(25+4 weeks)

O/E Pt is c/c

GC - fair  
Afebrile

BP - 114/84 mmHg

PR - 82 bpm

SE - NAD

PIA - Utr 25 weeks

Relaxed

FHR ⊕ 144 bpm

GC - No active leak

Plan

- (N) diet

- Strict bed rest to foot end  
elevation

- FHR monitoring

- Pad for observation

- Monitor vitals

- Follow drug chart

- BP checking

- Inform doc

Noted by  
Dr. Sharma 12/16/26  
SP

Dr. Surpreet

12/16/26

5:45 PM

CBP, CRP  
tomorrow

Dr. Sushma Reddy Mann

O/E Pt is c/c

Vitals stable

PIA - Utr 25 weeks

Relaxed

FHR ⊕

No active leak

(25+4 weeks)

Plan

- Remove Foley's catheter

- AFE Doppler scan tomorrow

- Strict Bed

- T Pantop 40mg - OD

- T Ceftriaxone 500mg - BD

- T Azithromycin 500mg - BD

- T Mg D3 - OD

- T Iron - OD

- T Calcium - OD

U  
Dr. Sharma  
12/16/26  
6 PM

Dr. Surpreet

18

# PROGRESS NOTES

(USE BALL POINT PEN ONLY)



DATE	TIME	(SIGN ALL ENTRIES, DATE & TIME OF EACH ENTRY IS COMPULSORY)
17/6/26	9:45 pm	<p>pt is clec GC favo Afebrile BP - 119/82 mmHg PR - 88 bpm Slr - NAD PIA - Ut ~ 24-26 weeks Relaxed FHR ⊕ 188 bpm Ue - No active leak</p>
		<p>Adv - (N) diet - strict bed rest - foot end elevation - FHR monitoring - pad for observation - BP checking - follow drug chart - monitor vitals - Inform SOS</p>
		<p>Worked by Prathyusha @ 9:48 pm</p>
18/6/26	1:45 am	<p>pt is clec GC favo Afebrile BP - 106/74 mmHg PR - 89 bpm Slr - NAD PIA - Ut ~ 24-26 weeks Relaxed FHR ⊕ 142 bpm Ue - No active leak</p>
		<p>Adv - (N) diet - strict bed rest - foot end elevation - FHR monitoring - pad for observation - BP checking - follow drug chart - monitor vitals - Inform SOS</p>

CBP  
ERP  
Tomorrow  
AFL Doppler

CBP  
ERP  
AFL Doppler  
tom morning

Noted by

Shan  
Dr. Prathama

NOTE: DO NOT WRITE OUTSIDE THE MARGINS

Shan  
Dr. Prathama

(25 + 5 week)

18/6/26  
5:45 AM

CBP, CRP  
ARIAD  
today

O/E + C/C

Glc fair

Afebrile

BP - 99/74 mmHg

PR - 85 bpm

S/E - NAD

P/A wt ~ 24.5 kg

FHR ⊕ 140 bpm

relaxed

P/E - No active lesion

Adv:

- (N) diet

- Strict bed rest with foot end elevation

- FHR monitoring

- Pad for observation

- TEDD stockings

- monitor vitals

- Follow drug chart

- inform SOS

Dr. Alwin

Noted by Pradyumna @ 5:45 AM

18/6/26  
9 am.

CRP - 16

CBP - 11.5 / 13440 / 2.43

O/E - pt is C/C

Glc - Fair

Afebrile

BP - 112 / 70 mmHg

PR - 80 bpm

S/E - NAD

P/A - wt ~ 25 kg

FHR ⊕ 142 bpm

relaxed

P/E - No active lesion

Adv:

- (N) diet

- strict bed rest & foot end elevation

- FHR monitoring

- pad for observation

- TEDD stockings

- monitor vitals

- Follow drug chart

- Inform SOS

Dr.

Dr. Nikita


urine passed  
Motion passed

Noted by  
Suhini  
9 AM  
18/6/26

19

# PROGRESS NOTES

(USE BALL POINT PEN ONLY)

Ref: VIH-00193629 IP-00060298  
 Patien: Mrs T GOUTHAMI PRIYA  
 05-05-1986 40 Y 1 M 11 D (F)  
 Dr. KOPPULA SIRISHA REDDY  
 Age:   
 I.P. No:

DATE	TIME	(SIGN ALL ENTRIES, DATE & TIME OF EACH ENTRY IS COMPULSORY)
18/6	2026	(25 + 5 wks)
		C/I to Dr. Sirisha Reddy mam
		AFE Doppler scan -
		SLIUF
		25 + 5 weeks
		FHR - 145 bpm.
		Cephalic
		placenta - Ant. high.
		AFI - largest pool 2cm. (s/o oligohydramnios)
		Doppler - (N)
noted by Subasini 18/6/26		Dr. Nikhita
18/6	2026	(25 + 5 wks)
1 pm.		O/E - pt is c/c/c
		Gc - Fair.
		Afebrile. (97.6°)
		c/o mild headache
		BP - 122/90 mmHg
		PR - 112 bpm.
		S/E - NAD.
		PIA - wt ~ 25 wks.
		FHR (+) 144 bpm
		relaxed.
		V/E - No active leak.
noted by Subasini 1 pm 18/6/26		Dr. Nikhita
		Adv: - (N) diet
		- strict bed rest
		- foot end elevation
		- FHR monitoring
		- pad. for observation
		- TEDD stockings
		- monitor vitals
		- Follow drug chart
		- Fufasm ses.

**NOTE : DO NOT WRITE OUTSIDE THE MARGINS**

18/6/2026  
3:00 pm.

urine Albumin - Negative.

Noted by 3pm 18/6/26

Dr. Ashwin

18/6/2026  
5:20 pm

C/S/B Dr. Srisisha Reddy mam

Adv:

- CBP, CRP tomorrow early morning.
- plan discharge after teaching reports.
- Start Tab. Ecosprin & Iy. Clexane.
- Continue Tab. Azithro for 3 days  
cettum fill 10th day.
- AFI Doppler scan on monday  
& review a reports.  
in op.
- strict bed rest - footend elevation.

Dr. Nikhita

Noted by  
Subhaini 5:20 pm  
18/6/26

18/6/2026  
5pm

Urine passed  
Motion passed

CBP, CRP  
tomorrow  
early morning

AFI Doppler scan  
on Monday

o/e

pt is d/c  
act fair  
afebrile

BP - 114/70 mmHg

PR - 86 bpm

S/E - NAD

PIA - Ut ~ 25wks

Relaxed  
FHR @ 154 bpm

4E - No active  
leak

Adv

- (M) diet

Strict bed rest -  
foot end elevation

- FHR monitoring

- pad for observation

- Monitor vitals

- follow drug chart

- TEDD stocking

- Inform SOS

Noted by Subhaini 18/6/26  
Dr. Srisisha

Dr. Yogeshwar



20

PROGRESS NOTES AND DOCTOR'S ORDER

Date & Time	Progress Notes	Doctor's Order
<del>18/6/2026</del> 9pm	o/e pt is c/c/c ac fair afebrile BP- 112/70mmHg PR- 80bpm. S/E - NAD P/A - Ut ~ 25wks relaxed.	Adv - (N) diet - Monitor FHR - Pad for observation - Monitor vitals - Follow drug chart - TEDD Stocking - strict bed rest & foot end elevation - Inform sos
Urine passed Motion passed CBP, CRP tomorrow early morning AFF Doppler Monday	Discharge after tracing reports.	
<del>18/6/26</del> 1 AM	o/e pt is c/c/c ac fair afebrile BP- 114/70mmHg PR 84bpm S/E - NAD P/A - Ut ~ 25wks Relaxed FHR ⊕ 148bpm LE - No active leak.	Adv - (N) diet - Monitor FHR - Pad for observation - Monitor vitals - Follow drug chart - TEDD Stocking - strict bed rest & foot end elevation - Inform sos
Urine passed Motion passed CBP, CRP tomorrow early morning AFF Doppler on Monday	Discharge after tracing reports.	

Noted by Nurse

Dr Yogeshwar

18/6/26 at 9:00pm

Noted by Nurse

19/6/26 at 11:00am

Dr Yogeshwar (P.T.O)



PROGRESS NOTES AND DOCTOR'S ORDER

Date & Time	Progress Notes	Doctor's Order
19/6/2026 5 AM	O/E - pt is c/c/c GC - Fair Afebrile	Adv: - (N) diet
urine passed	BP - 121/74 mmHg	- Start bed rest
motion passed	PR - 94 bpm	- foot end elevation
CBP, CRP in morning	S/E - NAD	- Adeg. Hydration
	PIA - ut ~ 25 wks	- w/ F imminent signs
	Relaxed	- FHR monitoring
	FHR ⊕ 136 bpm	- monitor vitals
	L/E - No active leak	- Follow drug chart
		- Infuse sas
<p>Noted by pooja @ 5 AM</p> <p style="text-align: right;">Dr. Nikhita</p>		
19/6/2026 9 AM	CIJ to Dr. Sirisha Reddy mam	
	CRP - 3	Adv:
	CBP - 11 / 130/10 / 2.48 L	- (N) diet
pt. can be discharged	O/E - pt is c/c/c	- Start bed rest
urine passed	GC - Fair	- Foot end elevation
motion passed	Afebrile	- Adeg. Hydration
	BP - 120/70 mmHg	- AFI Doppler &
	PR - 88 bpm	- review on monday
	S/E - NAD	- Review sas if
	PIA - ut ~ 25 wks	- leaking or bleeding
	Relaxed	- PU or pain in abdo
	FHR ⊕ 140 bpm	- or decreased fetal
	L/E - No active leak	- movements
Noted by Sand @ 9 AM		Dr. Nikhita

VIH-00193629 IP-00060298  
 Mrs T GOUTHAMI PRIYA (F)  
 05-05-1986 40 Y 1 M 5 D  
 Dr. KOPPULA SIRISHA REDDY

2

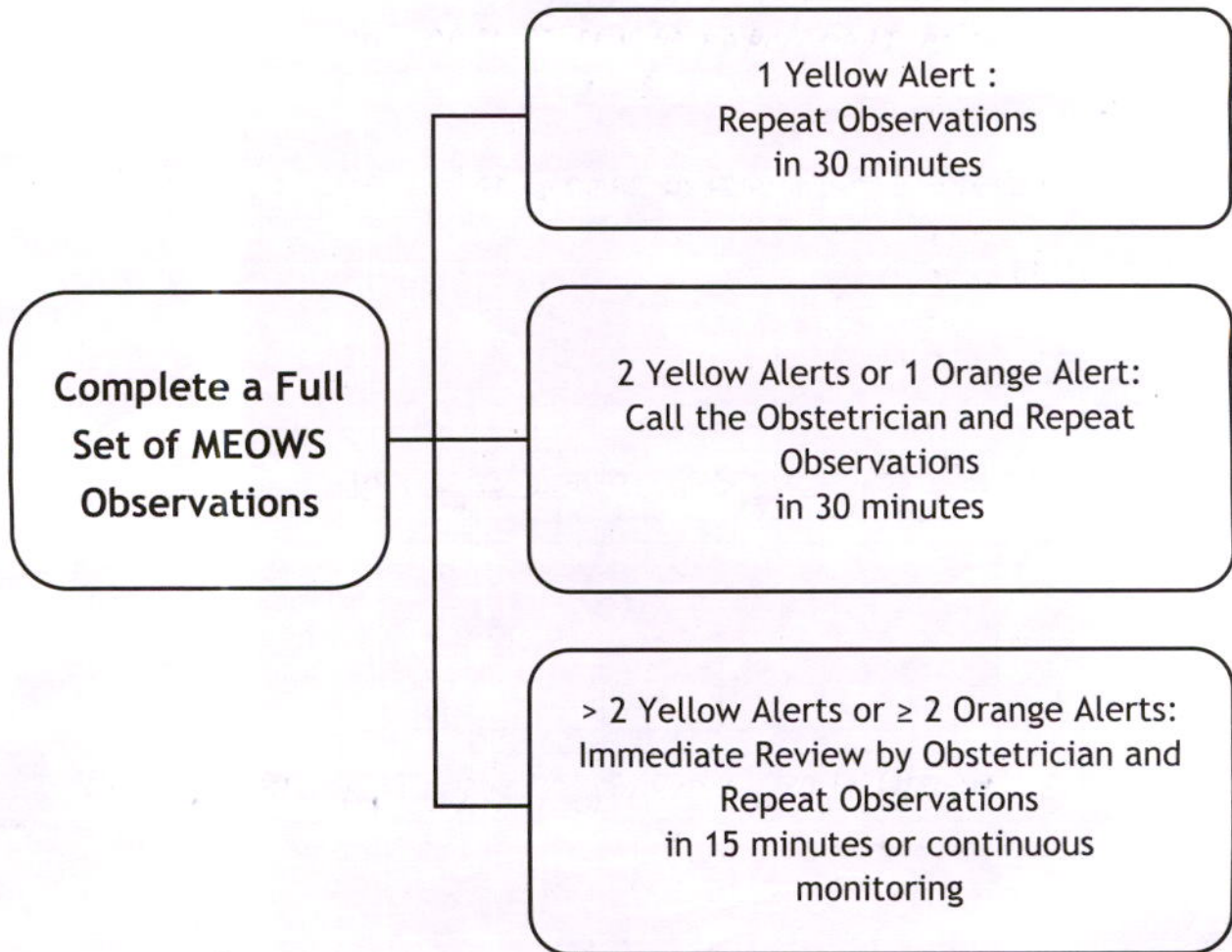


# Early Warning Observation Score Chart - Obstetrics

CONTACT DOCTOR FOR EARLY INTERVENTION IF PATIENT TRIGGERS ONE ORANGE OR TWO YELLOW SCORES AT ANY ONE TIME

Date		8	9	10	11	12	1	2	3	4	5	6	7	8	9	10	11	12	1	2	3	4	5	6	7
Time																									
RESP (write rate in corresp. box)	> 30																								
	21 - 30																								
	11 - 20	19	19	19	19	19	19	19	19	19	19	19	19	19	19	19	18	19	18	19	18	19	19	19	
	0 - 10																								
Saturations	94 - 100 %	99	99	99	99	99	99	99	99	99	99	99	99	99	99	99	99	99	99	99	99	99	99	99	
	< 94 %																								
Administered O <sub>2</sub> (L/min.)																									
Temp <sup>c</sup>	40																								
	39																								
	38																								
	37	37	37	37	37	37	37	37	37	37	37	37	37	37	37	37	37	37	37	37	37	37	37	37	
	36																								
	35																								
	< 35																								
Heart Rate	170																								
	160																								
	150																								
	140																								
	130																								
	120																								
	110																								
	100																								
	90																								
	80	86	80	80	75	86	79	80	86	80	86	86	82	80	86	92	94	86	92	86	92	86	92	92	
	70																								
	60																								
	Systolic Blood Pressure	190																							
180																									
170																									
160																									
150																									
140																									
130																									
120																									
110		100	110	117	107	115	85	108	110	117	100	117	112	110	107	118	100	112	100	112	96	112	96	96	
100																									
90																									
80																									
70																									
Diastolic Blood Pressure	130																								
	120																								
	110																								
	100																								
	90																								
	80																								
	70	70	76	65	70	72	60	70	72	70	68	70	70	70	64	76	60	66	60	66	64	64	64	64	
NEURO RESPONSE [✓]	Alert	✓	✓	✓	✓	✓	✓	✓	✓	✓	✓	✓	✓	✓	✓	✓	✓	✓	✓	✓	✓	✓	✓	✓	
	Voice	✓	✓	✓	✓	✓	✓	✓	✓	✓	✓	✓	✓	✓	✓	✓	✓	✓	✓	✓	✓	✓	✓	✓	
	Pain	✓	✓	✓	✓	✓	✓	✓	✓	✓	✓	✓	✓	✓	✓	✓	✓	✓	✓	✓	✓	✓	✓	✓	
	Unresponsive																								
URINE mls / hour	> 30	✓	✓	✓	✓	✓	✓	✓	✓	✓	✓	✓	✓	✓	✓	✓	✓	✓	✓	✓	✓	✓	✓	✓	
	< 30																								
Proteinuria	Protein ++																								
	Protein > ++																								
Lochia	Normal	M	M	M	M	M	M	M	M	M	M	M	M	M	M	M	M	M	M	M	M	M	M	M	
	Heavy / Foul																								
Liquor	Clear / Pink	M	M	M	M	M	M	M	M	M	M	M	M	M	M	M	M	M	M	M	M	M	M	M	
	Green																								
TOTAL YELLOW SCORES		0	0	0	0	0	0	0	0	0	0	0	0	0	0	0	0	0	0	0	0	0	0	0	
TOTAL ORANGE SCORES		0	0	0	0	0	0	0	0	0	0	0	0	0	0	0	0	0	0	0	0	0	0	0	
Nurse Initial																									

## Obstetrics and Gynaecology Early Warning Signs



\* The Modified Early Warning Score (MEOWS)

VIH-00193629 IP-00060298

Mrs T GOUTHAMI PRIYA  
05-05-1986 40 Y 1 M 5 D (F)  
Dr. KOPPULA SIRISHA REDDY



20

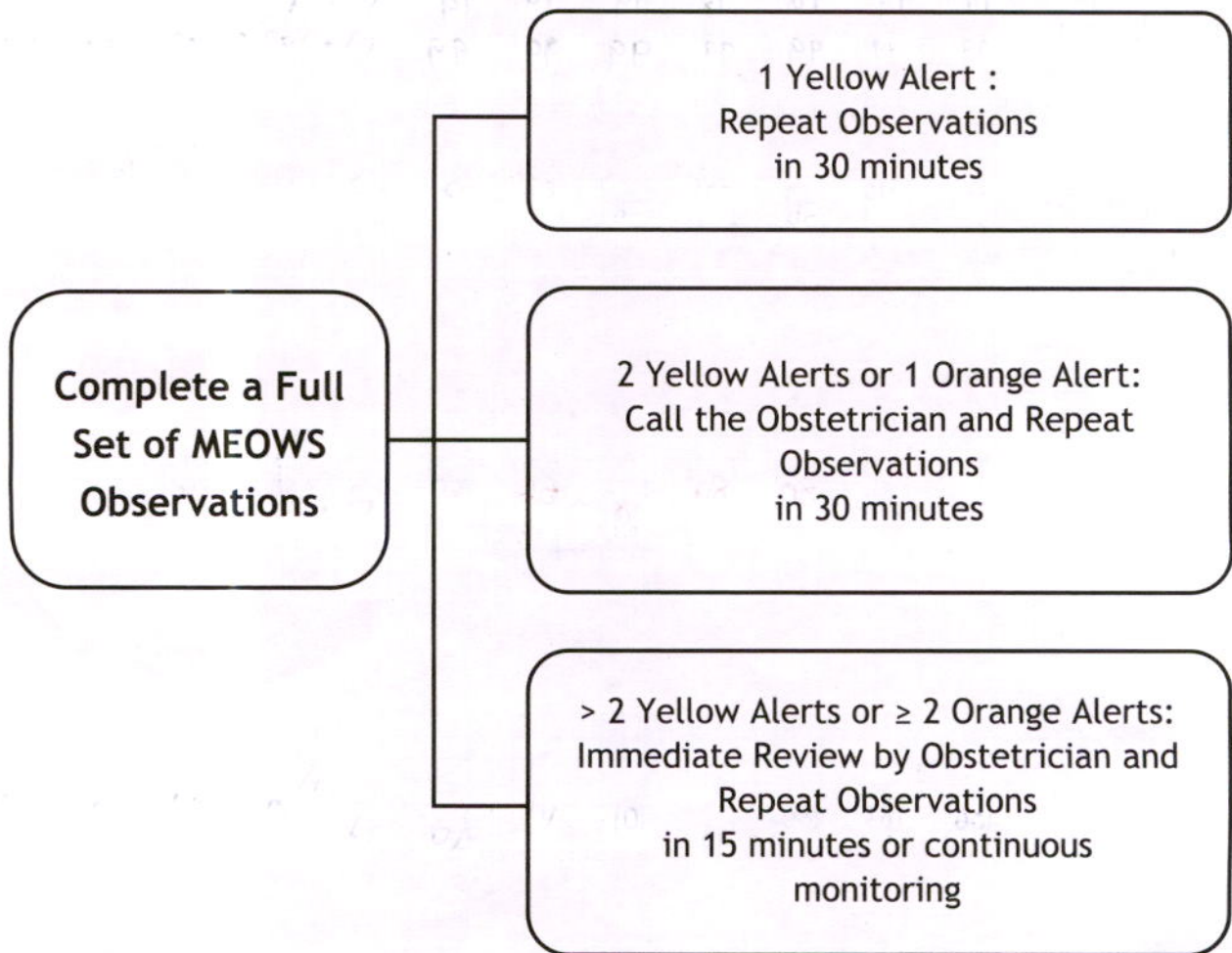


# Early Warning Observation Score Chart - Obstetrics

CONTACT DOCTOR FOR EARLY INTERVENTION IF PATIENT TRIGGERS ONE ORANGE OR TWO YELLOW SCORES AT ANY ONE TIME

		Date																											
		Time	8	9	10	11	12	1	2	3	4	5	6	7	8	9	10	11	12	1	2	3	4	5	6	7			
RESP (write rate in corresp. box)	> 30																												
	21 - 30																												
	11 - 20	19	19	19	19	18	19	19	19	19	19	19	19	19	19	19	19	19	19	19	19	19	19	19	19	19			
	0 - 10																												
Saturations	94 - 100 %	99	99	99	99	99	99	99	99	99	99	99	99	99	99	99	99	99	99	99	99	99	99	99	99	99			
	< 94 %																												
Administered O <sub>2</sub> (L/min.)																													
Temp °C	40																												
	39																												
	38																												
	37	37	37	37	37	37	37	37	37	37	37	37	37	37	37	37	37	37	37	37	37	37	37	37	37	37	37		
	36																												
	35																												
< 35																													
Heart Rate	170																												
	160																												
	150																												
	140																												
	130																												
	120																												
	110																												
	100																												
	90	94	90	80	89	79	86	89	86	89	86	89	86	89	86	89	86	89	86	89	86	89	86	89	86	89	86	89	
	80																												
	70																												
60																													
50																													
40																													
Systolic Blood Pressure	190																												
	180																												
	170																												
	160																												
	150																												
	140																												
	130																												
	120																												
	110																												
	100	106	103	100	98	101	106	90	97	101	101	101	101	101	101	101	101	101	101	101	101	101	101	101	101	101	101	101	
	90																												
80																													
70																													
60																													
50																													
Diastolic Blood Pressure	130																												
	120																												
	110																												
	100																												
	90																												
	80																												
70																													
60	68	69	68	67	61	66	68	65	70	72	70	70	70	70	70	70	70	70	70	70	70	70	70	70	70	70	70		
50																													
40																													
NEURO RESPONSE [✓]	Alert	✓	✓	✓	✓	✓	✓	✓	✓	✓	✓	✓	✓	✓	✓	✓	✓	✓	✓	✓	✓	✓	✓	✓	✓	✓	✓		
	Voice																												
URINE mis / hour	> 30	✓	✓	✓	✓	✓	✓	✓	✓	✓	✓	✓	✓	✓	✓	✓	✓	✓	✓	✓	✓	✓	✓	✓	✓	✓	✓		
	< 30																												
Proteinuria	Protein ++																												
	Protein > ++																												
Lochia	Normal	NA	NA	NA	NA	NA	NA	NA	NA	NA	NA	NA	NA	NA	NA	NA	NA	NA	NA	NA	NA	NA	NA	NA	NA	NA	NA		
	Heavy / Foul																												
Liquor	Clear / Pink	NA	NA	NA	NA	NA	NA	NA	NA	NA	NA	NA	NA	NA	NA	NA	NA	NA	NA	NA	NA	NA	NA	NA	NA	NA	NA		
	Green																												
TOTAL YELLOW SCORES		0	0	0	0	0	0	0	0	0	0	0	0	0	0	0	0	0	0	0	0	0	0	0	0	0	0		
TOTAL ORANGE SCORES		0	0	0	0	0	0	0	0	0	0	0	0	0	0	0	0	0	0	0	0	0	0	0	0	0	0		
Nurse Initial		AD	AD	AD	AD	AD	AD	AD	AD	AD	AD	AD	AD	AD	AD	AD	AD	AD	AD	AD	AD	AD	AD	AD	AD	AD	AD		

## Obstetrics and Gynaecology Early Warning Signs



\* The Modified Early Warning Score (MEOWS)

VIH-00193629 IP-00060298  
 Mrs T GOUTHAMI PRIYA  
 05-05-1986 40 Y 1 M 7 D (F)  
 Dr. KOPPULA SIRISHA REDDY

4

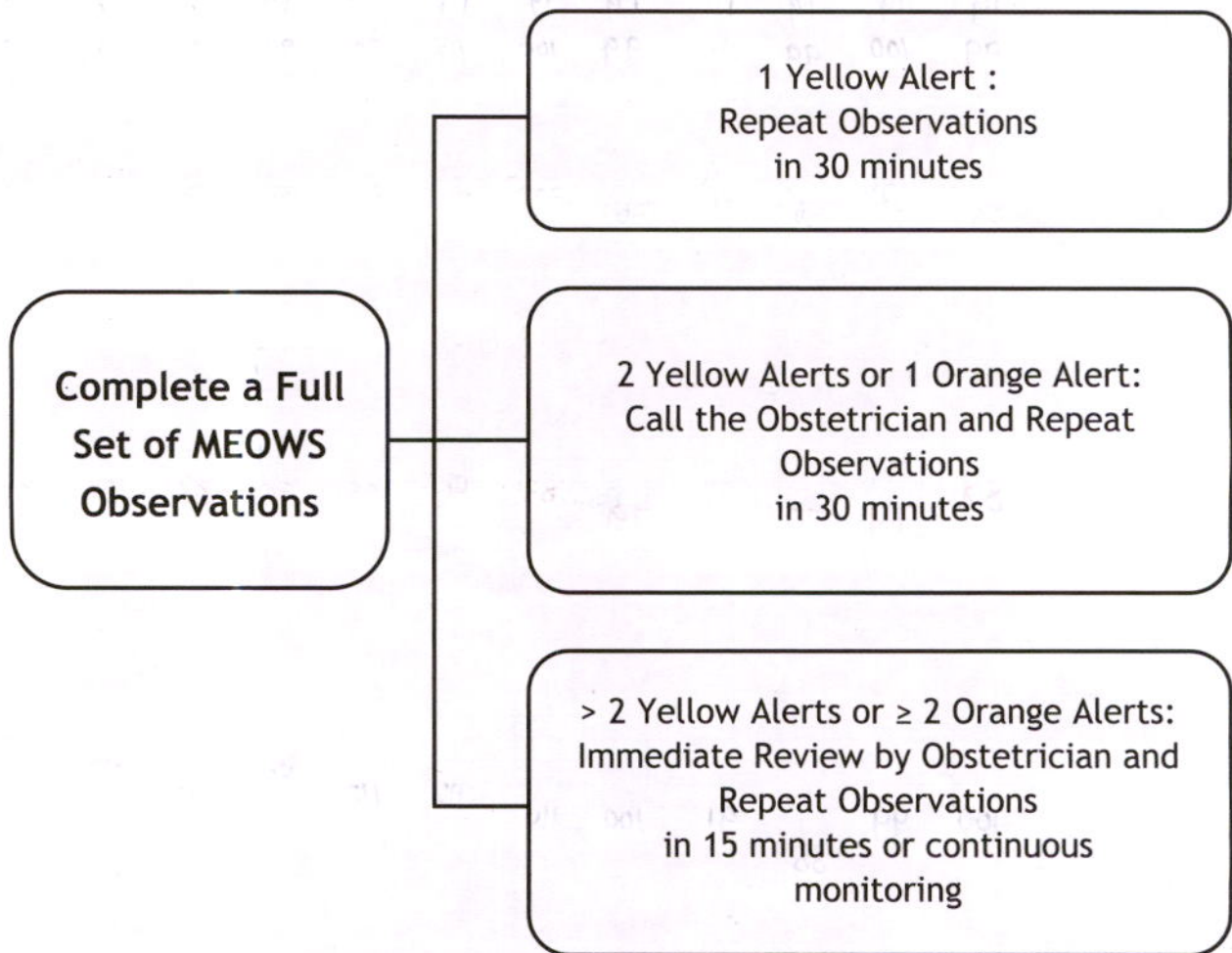


# ig Observation Score Chart - Obstetrics

CONTACT DOCTOR FOR EARLY INTERVENTION IF PATIENT TRIGGERS ONE ORANGE OR TWO YELLOW SCORES AT ANY ONE TIME

Date		Time																							
		8	9	10	11	12	1	2	3	4	5	6	7	8	9	10	11	12	1	2	3	4	5	6	7
RESP (write rate in corresp. box)	> 30																								
	21 - 30																								
	11 - 20	19	19	19	19	19	19	19	19	19	19	19	19	19	19	19	19	19	19	19	19	19	19	19	
	0 - 10																								
Saturations	94 - 100 %	99	100	99	99	99	99	99	100	99	99	99	99	99	99	99	99	99	99	99	99	99	99	99	
	< 94 %																								
Administered O <sub>2</sub> (L/min.)																									
Temp °C	40																								
	39																								
	38																								
	37																								
	36	36	37	37	37	37	37	37	37	37	37	37	37	37	37	37	37	37	37	37	37	37	37	37	
	35																								
	< 35																								
Heart Rate	170																								
	160																								
	150																								
	140																								
	130																								
	120																								
	110																								
	100																								
	90																								
	80	89	79	70	72	79	83	84	88	80	86	88	80												
	70																								
60																									
50																									
40																									
Systolic Blood Pressure	190																								
	180																								
	170																								
	160																								
	150																								
	140																								
	130																								
	120																								
	110																								
	100	100	99				91	100	110		112	112		120							117	123		118	
	90																								
80					88																				
70																									
60																									
50																									
40																									
Diastolic Blood Pressure	130																								
	120																								
	110																								
	100																								
90																									
80																									
70																									
60	69	63	59		51	61	60	63	63	76										80	79	78			
50																									
40																									
NEURO RESPONSE [✓]	Alert	✓	✓	✓	✓	✓	✓	✓	✓	✓	✓	✓	✓	✓	✓	✓	✓	✓	✓	✓	✓	✓	✓	✓	
	Voice	✓	✓	✓	✓	✓	✓	✓	✓	✓	✓	✓	✓	✓	✓	✓	✓	✓	✓	✓	✓	✓	✓	✓	
URINE mls / hour	> 30	✓	✓	✓	✓	✓	✓	✓	✓	✓	✓	✓	✓	✓	✓	✓	✓	✓	✓	✓	✓	✓	✓	✓	
	< 30																								
Proteinuria	Protein ++																								
	Protein > ++																								
Lochia	Normal	NA	NA	NA	NA	NA	NA	NA	NA	NA	NA	NA	NA	NA	NA	NA	NA	NA	NA	NA	NA	NA	NA		
	Heavy / Foul																								
Liquor	Clear / Pink	NA	NA	NA	NA	NA	NA	NA	NA	NA	NA	NA	NA	NA	NA	NA	NA	NA	NA	NA	NA	NA	NA		
	Green																								
TOTAL YELLOW SCORES		0	0	0	0	0	0	0	0	0	0	0	0	0	0	0	0	0	0	0	0	0	0	0	
TOTAL ORANGE SCORES		0	0	0	0	0	0	0	0	0	0	0	0	0	0	0	0	0	0	0	0	0	0	0	
Nurse Initial		A	D	M	B	B	B	B	B	B	B	B	B	B	B	B	B	B	B	B	B	B	B	B	

## Obstetrics and Gynaecology Early Warning Signs



\* The Modified Early Warning Score (MEOWS)

VIH-00193629 IP-00060298  
 Mrs T GOUTHAMI PRIYA  
 05-05-1986 40 Y 1 M 9 D (F)  
 Dr. KOPPULA SIRISHA REDDY



5

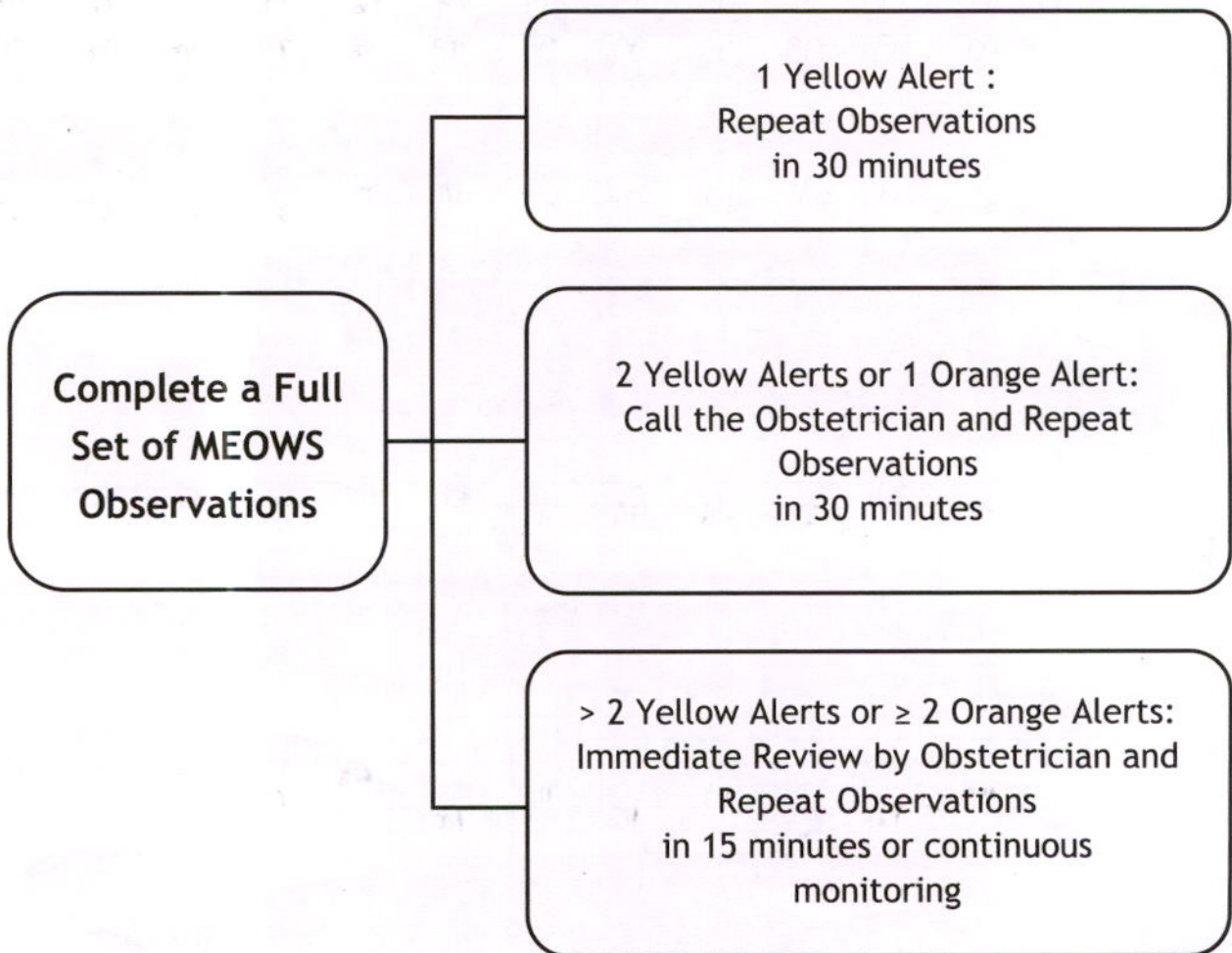


# Observation Score Chart - Obstetrics

CONTACT DOCTOR FOR EARLY INTERVENTION IF PATIENT TRIGGERS ONE ORANGE OR TWO YELLOW SCORES AT ANY ONE TIME

		Date																												
		Time	8	9	10	11	12	1	2	3	4	5	6	7	8	9	10	11	12	1	2	3	4	5	6	7				
RESP (write rate in corresp. box)	> 30																													
	21 - 30																													
	11 - 20	19	19	19	19	19	19	19	19	19	19	19	19	19	18	19	18	18	18	19										
	0 - 10																													
Saturations	94 - 100 %	99	99	99	99	99	99	99	99	99	99	99	99	98	99	98	98	98	99											
	< 94 %																													
Administered O <sub>2</sub> (L/min.)																														
Temp °C	40																													
	39																													
	38																													
	37																													
	36	36.2	36.1	36.1	36.1	36.1	36.1	36.1	36.1	36.1	36.1	36.1	36.1	36.1	36.1	36.1	36.1	36.1	36.1	36.1										
	35																													
	< 35																													
Heart Rate	170																													
	160																													
	150																													
	140																													
	130																													
	120																													
	110																													
	100																													
	90																													
	80																													
	70	70	81		79	76	78	80	88	86	87	82	80																	
	60																													
	50																													
40																														
Systemic Blood Pressure	190																													
	180																													
	170																													
	160																													
	150																													
	140																													
	130																													
	120																													
	110																													
	100	110		100	90		112	108	111		100		128	110		123	120	120												
	90																													
	80																													
	70																													
60																														
50																														
40																														
Diastolic Blood Pressure	130																													
	120																													
	110																													
	100																													
90																														
80																														
70	71		69	60		72	61	70		60		76	70		82	80	85													
60																														
50																														
40																														
NEURO RESPONSE [✓]	Alert	✓	✓	✓	✓	✓	✓	✓	✓	✓	✓	✓	✓	✓	✓	✓	✓	✓	✓	✓	✓	✓	✓	✓	✓	✓	✓	✓	✓	
	Voice	✓	✓	✓	✓	✓	✓	✓	✓	✓	✓	✓	✓	✓	✓	✓	✓	✓	✓	✓	✓	✓	✓	✓	✓	✓	✓	✓	✓	
URINE mls / hour	> 30	✓	✓	✓	✓	✓	✓	✓	✓	✓	✓	✓	✓	✓	✓	✓	✓	✓	✓	✓	✓	✓	✓	✓	✓	✓	✓	✓	✓	
	< 30																													
Proteinuria	Protein ++																													
	Protein > ++																													
Lochia	Normal	NA	NA	NA	NA	NA	NA	NA	NA	NA	NA	NA	NA	NA	NA	NA	NA	NA	NA	NA	NA	NA	NA	NA	NA	NA	NA	NA	NA	
	Heavy / Foul																													
Liquor	Clear / Pink	NA	NA	NA	NA	NA	NA	NA	NA	NA	NA	NA	NA	NA	NA	NA	NA	NA	NA	NA	NA	NA	NA	NA	NA	NA	NA	NA	NA	
	Green																													
TOTAL YELLOW SCORES		0	0	0	0	0	0	0	0	0	0	0	0	0	0	0	0	0	0	0	0	0	0	0	0	0	0	0	0	
TOTAL ORANGE SCORES		0	0	0	0	0	0	0	0	0	0	0	0	0	0	0	0	0	0	0	0	0	0	0	0	0	0	0	0	
Nurse Initial		Y	B	K	Y	Y	Y	Y	Y	Y	Y	Y	Y	Y	Y	Y	Y	Y	Y	Y	Y	Y	Y	Y	Y	Y	Y	Y		

## Obstetrics and Gynaecology Early Warning Signs



\* The Modified Early Warning Score (MEOWS)

VIH-00193629 IP-00060298

Mrs T GOUTHAMI PRIYA

05-05-1986 40 Y 1 M 0 D (F)

Dr. KOPPULA SIRISHA REDDY

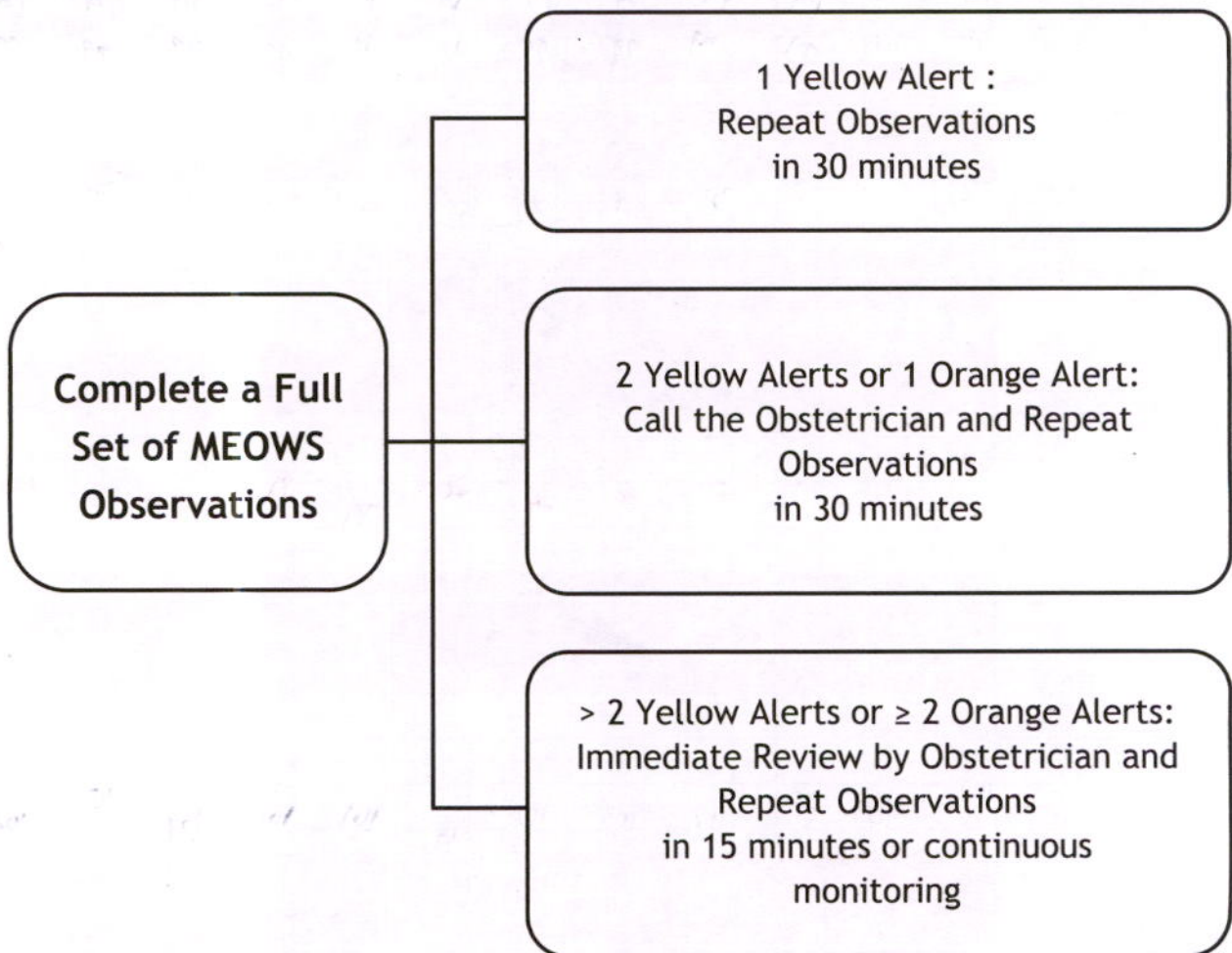


# Early warning Observation Score Chart - Obstetrics

CONTACT DOCTOR FOR EARLY INTERVENTION IF PATIENT TRIGGERS ONE ORANGE OR TWO YELLOW SCORES AT ANY ONE TIME

Date		Time																							
15/6/26		8	9	10	11	12	1	2	3	4	5	6	7	8	9	10	11	12	1	2	3	4	5	6	7
RESP (write rate in corresp. box)	> 30																								
	21 - 30																								
	11 - 20	19	19	19	19	19	19	19	19	19	19	19	19	19	19	19	19	19	19	19	19	19	19	19	
	0 - 10																								
Saturations	94 - 100 %	99	99	99	99	99	99	99	99	99	99	99	99	99	99	99	99	99	99	99	99	99	99	99	
	< 94 %																								
Administered O <sub>2</sub> (L/min.)																									
Temp °C	40																								
	39																								
	38																								
	37	37.2	37.0	37	37	37	37	37	37	37	37	37	37	37	37	37	37	37	37	37	37	37	37	37	
	36																								
	35																								
	< 35																								
Heart Rate	170																								
	160																								
	150																								
	140																								
	130																								
	120																								
	110																								
	100																								
	90	82																							
	80		80	78	86	80	81	80	79	81	80	79	81	80	79	81	80	79	81	80	79	81	80	79	
	70																								
60																									
50																									
40																									
Systolic Blood Pressure	190																								
	180																								
	170																								
	160																								
	150																								
	140																								
	130																								
	120																								
	110	102																							
	100		94	110			102	103	101	101	101	99	101	102	102	109	113	102							
	90																								
80																									
70																									
60																									
50																									
Diastolic Blood Pressure	130																								
	120																								
	110																								
	100																								
	90																								
80																									
70	61	62	80	77	72	76	66	60	70	70	70	70	70	70	70	70	70	70	70	70	70	70	70		
60																									
50																									
40																									
NEURO RESPONSE [✓]	Alert	✓	✓	✓	✓	✓	✓	✓	✓	✓	✓	✓	✓	✓	✓	✓	✓	✓	✓	✓	✓	✓	✓	✓	
	Voice																								
	Pain																								
	Unresponsive																								
URINE mls / hour	> 30	✓	✓	✓	✓	✓	✓	✓	✓	✓	✓	✓	✓	✓	✓	✓	✓	✓	✓	✓	✓	✓	✓	✓	
	< 30																								
Proteinuria	Protein ++																								
	Protein > ++																								
Lochia	Normal	NA	NA	✓	NA	NA	NA	NA	NA	NA	NA	NA	NA	NA	NA	NA	NA	NA	NA	NA	NA	NA	NA	NA	
	Heavy / Foul																								
Liquor	Clear / Pink	NA	NA	✓	NA	NA	NA	NA	NA	NA	NA	NA	NA	NA	NA	NA	NA	NA	NA	NA	NA	NA	NA	NA	
	Green																								
TOTAL YELLOW SCORES		0	0	0	0	0	0	0	0	0	0	0	0	0	0	0	0	0	0	0	0	0	0	0	
TOTAL ORANGE SCORES		0	0	0	0	0	0	0	0	0	0	0	0	0	0	0	0	0	0	0	0	0	0	0	
Nurse Initial		KS	KS	KS	KS	KS	KS	KS	KS	KS	KS	KS	KS	KS	KS	KS	KS	KS	KS	KS	KS	KS	KS	KS	

## Obstetrics and Gynaecology Early Warning Signs



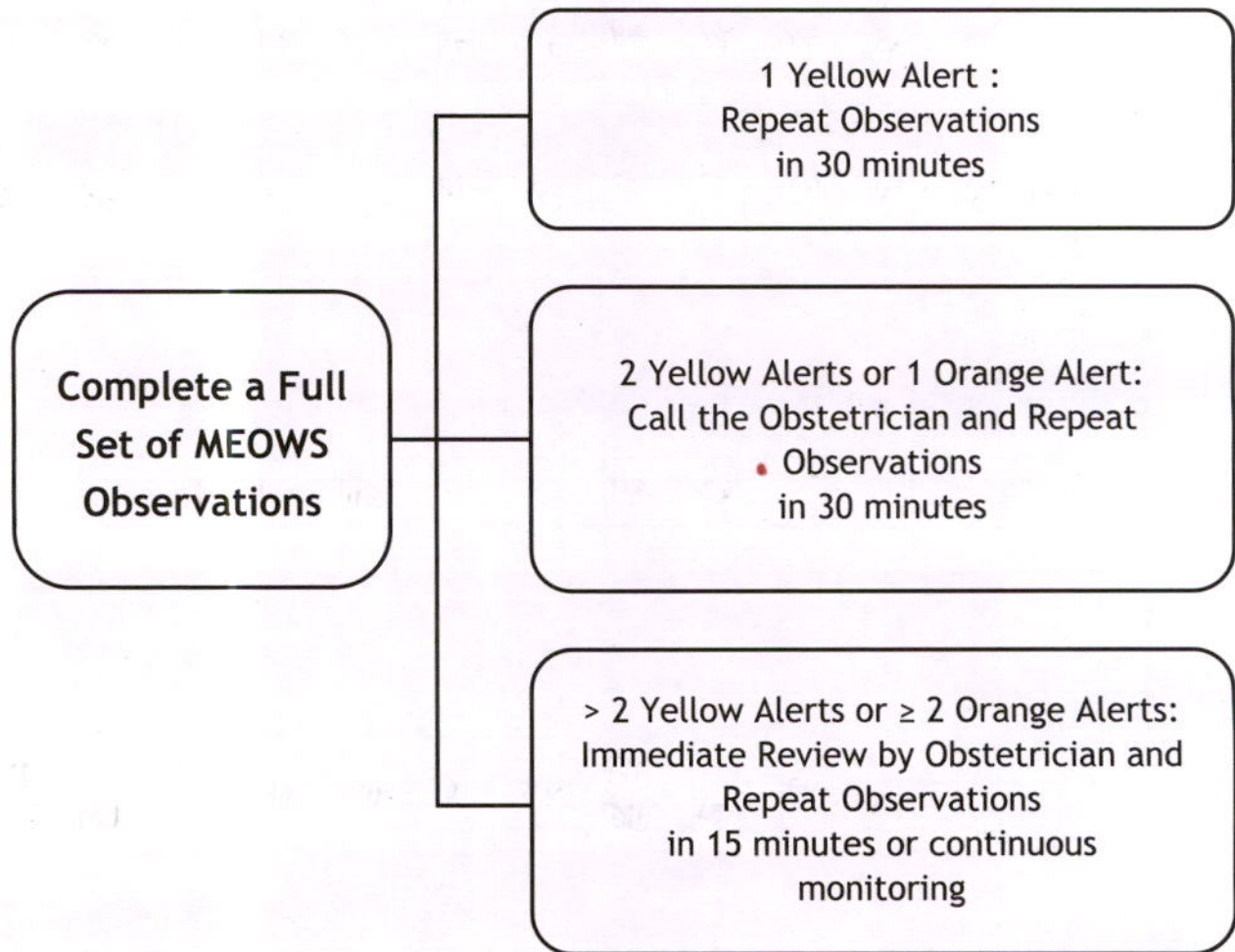
\* The Modified Early Warning Score (MEOWS)

# Early Warning Observation Score Chart - Obstetrics

CONTACT DOCTOR FOR EARLY INTERVENTION IF PATIENT TRIGGERS ONE ORANGE OR TWO YELLOW SCORES AT ANY ONE TIME

		Date		Time																				
		8	9	10	11	12	1	2	3	4	5	6	7	8	9	10	11	12	1	2	3	4	5	6
RESP (write rate in corresp. box)	> 30																							
	21 - 30																							
	11 - 20	19	19	19	19	19	19	19	19	19	19	19	19	19	19	19	19	19	19	19	19	19	19	19
	0 - 10																							
Saturations	94 - 100 %	99	99	99	99	99	99	99	99	99	99	99	99	99	99	99	99	99	99	99	99	99	99	99
	< 94 %																							
Administered O <sub>2</sub> (L/min.)																								
Temp °C	40																							
	39																							
	38																							
	37	37	37	37	37	37	37	37	37	37	37	37	37	37	37	37	37	37	37	37	37	37	37	37
	36																							
	35																							
	< 35																							
Heart Rate	170																							
	160																							
	150																							
	140																							
	130																							
	120																							
	110																							
	100																							
	90																							
	80	86	87	86	86	82	84	80	82	80	84	82	79	80										
	70																							
60																								
50																								
40																								
Systolic Blood Pressure	190																							
	180																							
	170																							
	160																							
	150																							
	140																							
	130																							
	120																							
	110																							
	100	108	110	112	107	117	110	107	111	116	117	109	121											
	90																							
80																								
70																								
60																								
50																								
40																								
Diastolic Blood Pressure	130																							
	120																							
	110																							
	100																							
90																								
80																								
70	70	65	72	62	74	70	72	70	72	74	70	74	74	70	74	74	74	74	74	74	74	74	74	
60																								
50																								
40																								
NEURO RESPONSE [✓]	Alert	✓	✓	✓	✓	✓	✓	✓	✓	✓	✓	✓	✓	✓	✓	✓	✓	✓	✓	✓	✓	✓	✓	✓
	Voice	✓	✓	✓	✓	✓	✓	✓	✓	✓	✓	✓	✓	✓	✓	✓	✓	✓	✓	✓	✓	✓	✓	✓
	Pain	✓	✓	✓	✓	✓	✓	✓	✓	✓	✓	✓	✓	✓	✓	✓	✓	✓	✓	✓	✓	✓	✓	✓
URINE mls / hour	> 30	✓	✓	✓	✓	✓	✓	✓	✓	✓	✓	✓	✓	✓	✓	✓	✓	✓	✓	✓	✓	✓	✓	✓
	< 30																							
Proteinuria	Protein ++																							
	Protein > ++																							
Lochia	Normal	✓	✓	✓	✓	✓	✓	✓	✓	✓	✓	✓	✓	✓	✓	✓	✓	✓	✓	✓	✓	✓	✓	✓
	Heavy / Foul																							
Liquor	Clear / Pink	✓	✓	✓	✓	✓	✓	✓	✓	✓	✓	✓	✓	✓	✓	✓	✓	✓	✓	✓	✓	✓	✓	✓
	Green																							
TOTAL YELLOW SCORES		1	0	0	0	0	0	0	0	0	0	0	0	0	0	0	0	0	0	0	0	0	0	0
TOTAL ORANGE SCORES		0	0	0	0	0	0	0	0	0	0	0	0	0	0	0	0	0	0	0	0	0	0	0
Nurse Initial		SP	SP	SP	SP	SP	SP	SP	SP	SP	SP	SP	SP	SP	SP	SP	SP	SP	SP	SP	SP	SP	SP	SP

## Obstetrics and Gynaecology Early Warning Signs



\* The Modified Early Warning Score (MEOWS)

VIH-00193629 IP-00060298  
 Mrs T GOUTHAMI PRIYA  
 05-05-1986 40 Y 1 M 10 D (F)  
 Dr. KOPPULA SIRISHA REDDY



18

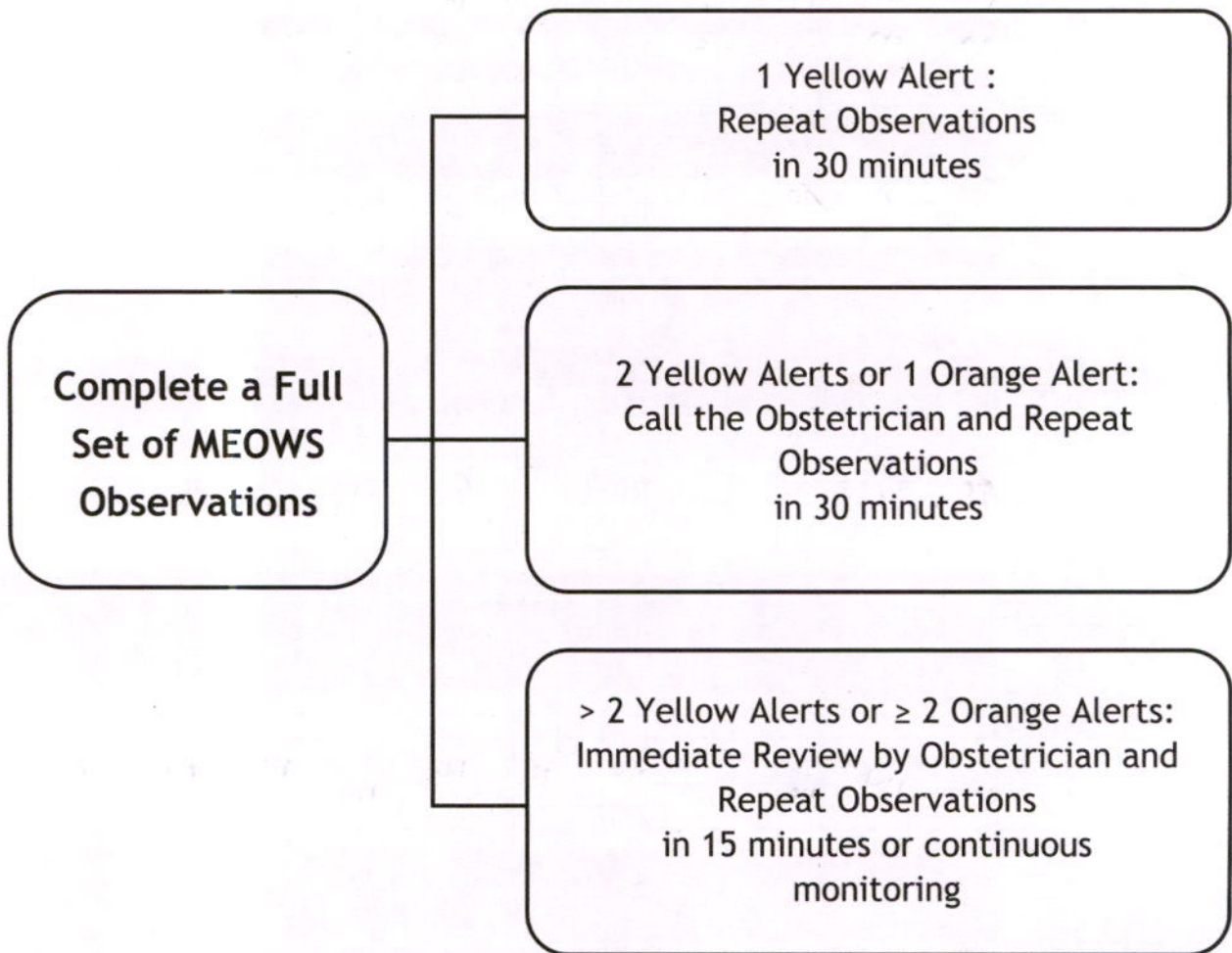


# Observation Score Chart - Obstetrics

CONTACT DOCTOR FOR EARLY INTERVENTION IF PATIENT TRIGGERS ONE ORANGE OR TWO YELLOW SCORES AT ANY ONE TIME

		Date	8	9	10	11	12	1	2	3	4	5	6	7	8	9	10	11	12	1	2	3	4	5	6	7	
		Time																									
RESP (write rate in corresp. box)	> 30																										
	21 - 30																										
	11 - 20		19	19	19	18	19	19	19	19	19	19	19	19	19	19	19	19	19	19	19	19	19	19	19	19	
	0 - 10																										
Saturations	94 - 100 %		99	99	100	99	100	100	100	100	100	100	100	100	100	100	100	100	100	100	100	100	100	100	100	100	
	< 94 %																										
Administered O <sub>2</sub> (L/min.)																											
Temp °C	40																										
	39																										
	38																										
	37		37	37	37	37	37	37	37	37	37	37	37	37	37	37	37	37	37	37	37	37	37	37	37	37	
	36																										
	35																										
	< 35																										
Heart Rate	170																										
	160																										
	150																										
	140																										
	130																										
	120																										
	110																										
	100																										
	90																										
	80		80	87	86	78	86	90	80	81	79	80	86	80													
	70																										
	60																										
	50																										
40																											
Systolic Blood Pressure	190																										
	180																										
	170																										
	160																										
	150																										
	140																										
	130																										
	120																										
	110																										
	100		110	114	118	116	124	126	110	109	112	116	110	112													
	90																										
	80																										
	70																										
60																											
50																											
Diastolic Blood Pressure	130																										
	120																										
	110																										
	100																										
	90																										
	80		75	89	72	76	74	70	72	69	70	72	77	70													
	70																										
60																											
50																											
40																											
NEURO RESPONSE [✓]	Alert		✓	✓	✓	✓	✓	✓	✓	✓	✓	✓	✓	✓	✓	✓	✓	✓	✓	✓	✓	✓	✓	✓	✓	✓	
	Voice		✓	✓	✓	✓	✓	✓	✓	✓	✓	✓	✓	✓	✓	✓	✓	✓	✓	✓	✓	✓	✓	✓	✓	✓	
	Pain		✓	✓	✓	✓	✓	✓	✓	✓	✓	✓	✓	✓	✓	✓	✓	✓	✓	✓	✓	✓	✓	✓	✓	✓	
	Unresponsive																										
URINE mls / hour	> 30		✓	✓	✓	✓	✓	✓	✓	✓	✓	✓	✓	✓	✓	✓	✓	✓	✓	✓	✓	✓	✓	✓	✓	✓	
	< 30																										
Proteinuria	Protein ++																										
	Protein > ++																										
Lochia	Normal		W	W	NA	NA	NA	NA	NA	NA	NA	NA	NA	NA	NA	NA	NA	NA	NA	NA	NA	NA	NA	NA	NA	NA	
	Heavy / Foul																										
Liquor	Clear / Pink		✓	✓	✓	✓	✓	✓	✓	✓	✓	✓	✓	✓	✓	✓	✓	✓	✓	✓	✓	✓	✓	✓	✓	✓	
	Green																										
TOTAL YELLOW SCORES			0	0	0	0	0	0	0	0	0	0	0	0	0	0	0	0	0	0	0	0	0	0	0	0	
TOTAL ORANGE SCORES			1	0	0	0	0	0	0	0	0	0	0	0	0	0	0	0	0	0	0	0	0	0	0	0	
Nurse Initial			g	so	CU	CU	CU	CU	CU	CU	CU	CU	CU	CU	CU	CU	CU	CU	CU	CU	CU	CU	CU	CU	CU	CU	

## Obstetrics and Gynaecology Early Warning Signs



\* The Modified Early Warning Score (MEOWS)

VIH-00193629 IP-00060298  
 Mrs T GOUTHAMI PRIYA  
 05-05-1986 40 Y 1 M 11 D (F)

Dr. KÖPPULA SIRISHA REDDY

a

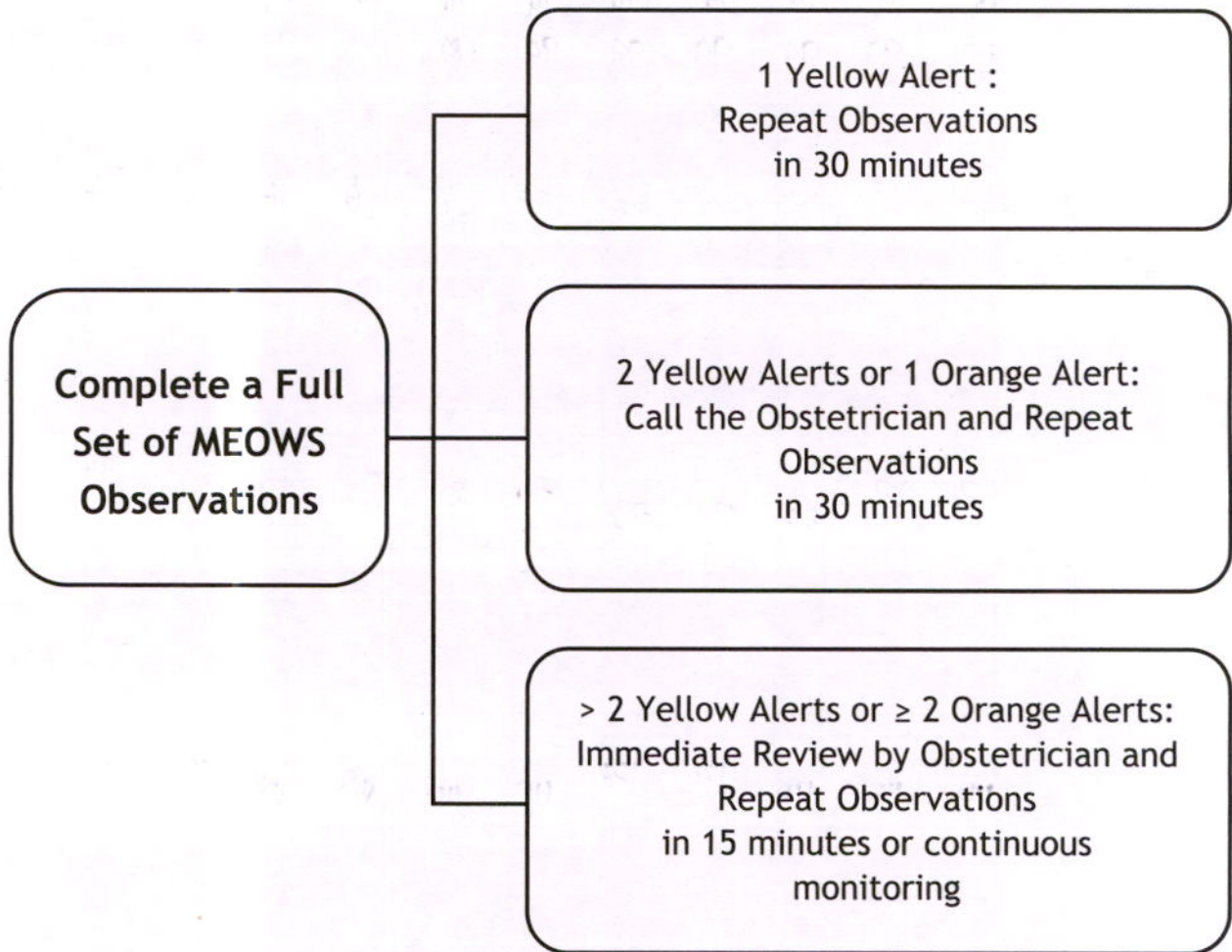


## Warning Observation Score Chart - Obstetrics

CONTACT DOCTOR FOR EARLY INTERVENTION IF PATIENT TRIGGERS ONE ORANGE OR TWO YELLOW SCORES AT ANY ONE TIME

18/6		Date																							
		Time	8	9	10	11	12	1	2	3	4	5	6	7	8	9	10	11	12	1	2	3	4	5	6
RESP (write rate in corresp. box)	> 30																								
	21 - 30																								
	11 - 20	19	19	19	19	19	19	19	19	19	19	19	19	19	19	19	19	19	19	19	19	19	19	19	
	0 - 10																								
Saturations	94 - 100 %	99	99	99	99	99	99	99	99	99	99	99	99	99	99	99	99	99	99	99	99	99	99	99	
	< 94 %																								
Administered O <sub>2</sub> (L/min.)																									
Temp °C	40																								
	39																								
	38																								
	37																								
	36	36	36	36	36	36	36	36	36	36	36	36	36	36	36	36	36	36	36	36	36	36	36	36	
	35																								
	< 35																								
Heart Rate	170																								
	160																								
	150																								
	140																								
	130																								
	120																								
	110																								
	100																								
	90																								
	80	77	78																						
	70																								
	60																								
	Systolic Blood Pressure	190																							
180																									
170																									
160																									
150																									
140																									
130																									
120																									
110		110	113	110	121	123	110	110	108	109	120	121	120												
100																									
90																									
80																									
70																									
Diastolic Blood Pressure	130																								
	120																								
	110																								
	100																								
	90																								
	80																								
	70																								
60	64	67	70	72	73	74	72	75	78	75	74	74													
50																									
40																									
NEURO RESPONSE [✓]	Alert	✓	✓	✓	✓	✓	✓	✓	✓	✓	✓	✓	✓	✓	✓	✓	✓	✓	✓	✓	✓	✓	✓		
	Voice																								
	Pain																								
	Unresponsive																								
URINE mls / hour	> 30	✓	✓	✓	✓	✓	✓	✓	✓	✓	✓	✓	✓	✓	✓	✓	✓	✓	✓	✓	✓	✓	✓		
	< 30																								
Proteinuria	Protein ++																								
	Protein > ++																								
Lochia	Normal	NA	NA	NA	NA	NA	NA	NA	NA	NA	NA	NA	NA	NA	NA	NA	NA	NA	NA	NA	NA	NA			
	Heavy / Foul																								
Liquor	Clear / Pink	NA	NA	NA	NA	NA	NA	NA	NA	NA	NA	NA	NA	NA	NA	NA	NA	NA	NA	NA	NA	NA			
	Green																								
TOTAL YELLOW SCORES		0	0	0	0	0	0	0	0	0	0	0	0	0	0	0	0	0	0	0	0	0	0		
TOTAL ORANGE SCORES		0	0	0	0	0	0	0	0	0	0	0	0	0	0	0	0	0	0	0	0	0	0		
Nurse Initial		SB	SB	SB	SB	SB	SB	SB	SB	SB	SB	SB	SB	SB	SB	SB	SB	SB	SB	SB	SB	SB	SB		

## Obstetrics and Gynaecology Early Warning Signs



\* The Modified Early Warning Score (MEOWS)

I/H-00193629 IP-00060298  
 Mrs T GOUTHAMI PRIYA  
 15-05-1988 40 Y 1 M 14 D (F)  
 Dr. KOPPULA SIRISHA REDDY



10

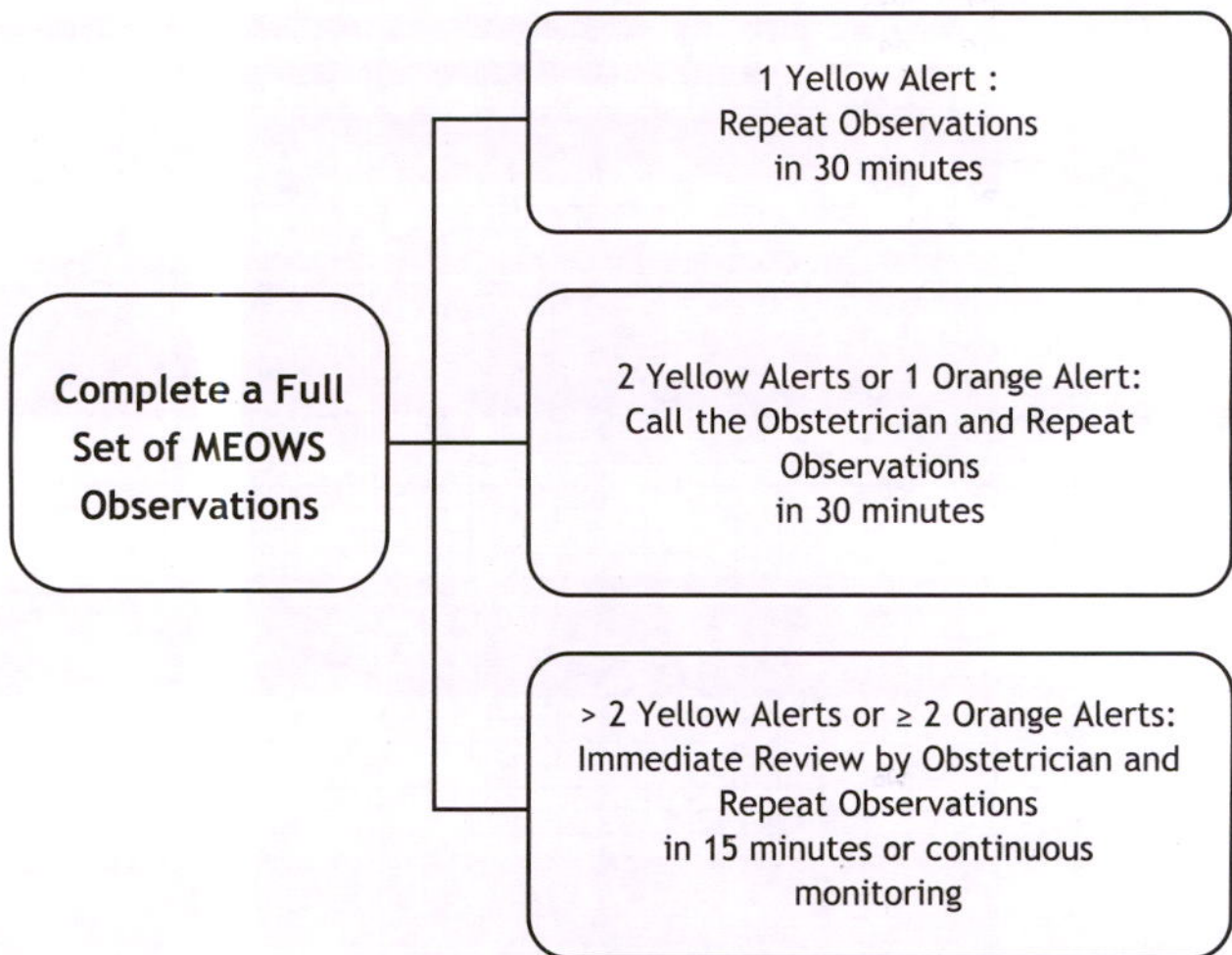


## Early Warning Observation Score Chart - Obstetrics

CONTACT DOCTOR FOR EARLY INTERVENTION IF PATIENT TRIGGERS ONE ORANGE OR TWO YELLOW SCORES AT ANY ONE TIME

Date		Time														Time									
		8	9	10	11	12	1	2	3	4	5	6	7	8	9	10	11	12	1	2	3	4	5	6	7
RESP (write rate in corresp. box)	> 30																								
	21 - 30																								
	11 - 20	19		19																					
	0 - 10																								
Saturations	94 - 100 %	99		99																					
	< 94 %																								
Administered O <sub>2</sub> (L/min.)																									
Temp <sup>o</sup> C	40																								
	39																								
	38																								
	37	37		37																					
	36																								
	35																								
	< 35																								
Heart Rate	170																								
	160																								
	150																								
	140																								
	130																								
	120																								
	110																								
	100																								
	90																								
	80	80		86																					
	70																								
	60																								
	Systolic Blood Pressure	190																							
180																									
170																									
160																									
150																									
140																									
130																									
120																									
110																									
100																									
90																									
80																									
Diastolic Blood Pressure		130																							
	120																								
	110																								
	100																								
	90																								
	80																								
	70	70		80																					
	60																								
NEURO RESPONSE [✓]	Alert	✓		✓																					
	Voice																								
	Pain																								
	Unresponsive																								
URINE mls / hour	> 30	✓		✓																					
	< 30																								
Proteinuria	Protein ++																								
	Protein > ++																								
Lochia	Normal	NB		NB																					
	Heavy / Foul																								
Liquor	Clear / Pink	NB		NB																					
	Green																								
TOTAL YELLOW SCORES		0		0																					
TOTAL ORANGE SCORES		0		0																					
Nurse Initial		✓		✓																					

## Obstetrics and Gynaecology Early Warning Signs



\* The Modified Early Warning Score (MEOWS)



Date      TIME      FHR      Contraction

10/6/26      11:00AM      146 b/mt  
1:00PM      140 b/mt       $\mu$   
3:00PM      149 b/mt  
5:00PM      147 b/mt  
7:00PM      140 b/mt  
9 PM      146 b/mt  
11 PM      148 b/mt

11/6/26      1 AM      150 b/mt  
3 AM      147 b/mt  
5 AM      153 b/mt  
7 AM      148 b/mt  
9 AM -      140 b/mt  
11 AM -      142 b/mt  
1 PM -      140 b/mt  
3 PM -      139 b/mt  
5 PM -      140 b/mt  
7 PM -      142 b/mt

~~11/6/26~~  
9 PM -      146 b/mt  
11 PM -      132 b/mt

12/6/26  
1 AM -      142 b/mt  
3 AM -      140 b/mt  
5 AM -      149 b/mt  
7 AM -      150 b/mt



②

**FLUID CHART**

Sheet No. : .....

- All measurements in ml.
- Add up each column separately. Make additions across the page to obtain 24 hrs. total of intake and output.

Date	Time	Intake			Output					IV Site Thrombophlebitis Score	Sign. Nurse	
		Nature of Fluid	Route			NG	Diarrhoea	Vomit	Drainage			Urine
			Mouth	I.V	N.G							
11/06/25	08:00 am	H <sub>2</sub> O 100ml		mgso <sub>4</sub> 25ml					100ml	0	Ravi utbk 10m	
	09:00 am	H <sub>2</sub> O 100ml		mgso <sub>4</sub> 25ml				100ml	0			
	10:00 am	H <sub>2</sub> O 100ml		mgso <sub>4</sub> 25ml				150ml	0			
	11:00 am	H <sub>2</sub> O 100ml		mgso <sub>4</sub> 25ml				100ml	0			
	12:00 pm	H <sub>2</sub> O 100ml		mgso <sub>4</sub> 25ml				150ml	0			
	01:00 pm	H <sub>2</sub> O 100ml		mgso <sub>4</sub> 25ml				200ml	0			
<b>Total Intake :</b>		600 + 150 = 750ml			<b>Total Output :</b>					800 ml		
11/06/25	02:00 pm	H <sub>2</sub> O 100ml		mgso <sub>4</sub> 25ml				100ml	0	utbk 5m		
	03:00 pm	H <sub>2</sub> O 100ml		mgso <sub>4</sub> 25ml				150ml	0			
	04:00 pm	H <sub>2</sub> O 100ml		mgso <sub>4</sub> 25ml				150ml	0			
	05:00 pm	H <sub>2</sub> O 100ml		mgso <sub>4</sub> 25ml				100ml	0			
	06:00 pm	H <sub>2</sub> O 100ml		mgso <sub>4</sub> 25ml				100ml	0			
	07:00 pm	H <sub>2</sub> O 100ml		mgso <sub>4</sub> 25ml				950ml	0			
<b>Total Intake :</b>		750ml			<b>Total Output :</b>					850 ml		
	08:00 pm	H <sub>2</sub> O 100ml						150ml	0	utbk		
	09:00 pm	H <sub>2</sub> O 50ml						100ml	0			
	10:00 pm	H <sub>2</sub> O 100ml						200ml	0			
	11:00 pm							200ml	0			
	12:00 am	H <sub>2</sub> O 100ml						150ml	0			
	01:00 am	H <sub>2</sub> O 50ml						100ml	0			
<b>Total Intake :</b>		500ml			<b>Total Output :</b>					900 ml		
	02:00 am	H <sub>2</sub> O 100ml						100ml	0	900ml utbk		
	03:00 am	H <sub>2</sub> O 100ml						50ml	0			
	04:00 am	H <sub>2</sub> O 100ml						100ml	0			
	05:00 am	H <sub>2</sub> O 100ml						200ml	0			
	06:00 am	H <sub>2</sub> O 100ml						200ml	0			
	07:00 am	H <sub>2</sub> O 50ml						100ml	0			
<b>Total Intake :</b>		500ml			<b>Total Output :</b>					800ml 800ml		

**Total 24 hrs. Intake**      2500 ml

**Total 24 hrs. Output**      3350 ml

F02 Monitoring chart

11/6/26

9pm - 146 b/net

11pm - 132 b/net

12/6/26

1Am - 142 b/net

3Am - 138 b/net

5Am - 140 b/net

7Am - 142 b/net

9Am - 144 b/win.

10Am - 140 b/net

1pm - 149 b/net

3pm - 146 b/net

5pm - 149 b/net

7:00pm - 140 b/net



# FLUID CHART

Sheet No. : 3

- All measurements in ml.
- Add up each column separately. Make additions across the page to obtain 24 hrs. total of intake and output.

Date	Time	Nature of Fluid	Intake			Output					IV Site Thrombo-phlebitis Score	Sign. Nurse
			Route	NG	Diarrhoea	Vomit	Drainage	Urine				
			Mouth	I.V	N.G							
1/6/26	08:00 am	H <sub>2</sub> O	100ml						100ml	0	@manga 12/6/26 @pm	
	09:00 am	H <sub>2</sub> O	100ml						100ml	0		
	10:00 am	H <sub>2</sub> O +	50ml						100ml	0		
	11:00 am	H <sub>2</sub> O +	100ml						50ml	0		
	12:00 pm	H <sub>2</sub> O	100ml						50ml	0		
	01:00 pm	H <sub>2</sub> O	100ml						100ml	0		
<b>Total Intake :</b>			550ml			<b>Total Output :</b>					500ml	
12/6/26	02:00 pm	H <sub>2</sub> O	100ml	+ ay! - pipataz in 100ml NS					100ml	0	@manga 12/6/26 @	
	03:00 pm	H <sub>2</sub> O	100ml						100ml	0		
	04:00 pm	H <sub>2</sub> O	100ml						100ml	0		
	05:00 pm	H <sub>2</sub> O	100ml						50ml	0		
	06:00 pm	H <sub>2</sub> O	100ml						50ml	0		
	07:00 pm	H <sub>2</sub> O	100ml						150ml	0		
<b>Total Intake :</b>			700ml			<b>Total Output :</b>					550ml	
11/6/26	08:00 pm	H <sub>2</sub> O	100ml						150ml	0	@rai 12/6/26 @	
	09:00 pm	H <sub>2</sub> O	100ml						150ml	0		
	10:00 pm	H <sub>2</sub> O	100ml	+ ay! - pipataz in 100ml NS					100ml	0		
	11:00 pm	H <sub>2</sub> O	100ml						150ml	0		
	12:00 am	H <sub>2</sub> O	100ml						150ml	0		
	01:00 am	H <sub>2</sub> O	100ml						100ml	0		
<b>Total Intake :</b>			700 ml			<b>Total Output :</b>					800 ml	
13/6/26	02:00 am	H <sub>2</sub> O	100ml						100ml	0	@rai 12/6/26 @ 5AM	
	03:00 am	H <sub>2</sub> O	100ml						150ml	0		
	04:00 am	H <sub>2</sub> O	100ml						150ml	0		
	05:00 am	H <sub>2</sub> O	100ml						100ml	0		
	06:00 am	H <sub>2</sub> O	100ml	+ ay! - pipataz in 100ml NS					100ml	0		
	07:00 am	H <sub>2</sub> O	100ml						100ml	0		
<b>Total Intake :</b>			700 ml			<b>Total Output :</b>					700ml	

<b>Total 24 hrs. Intake</b>	2650 ml	<b>Total 24 hrs. Output</b>	2550 ml
-----------------------------	---------	-----------------------------	---------

Date      Time      FHR

12/6/26 - 8pm - 146 b/min

10pm - 139 b/min

13/6/26 12 AM - 142 b/min

2 AM - 135 b/min

4 AM - 142 b/min

6 AM - 136 b/min

8 AM - 142 b/min

12pm - 140 b/min

3pm - 150 b/min

6pm - 153 b/min

8pm - 152 b/min

10pm - 139 b/min

14/6/26 12 AM - 144 bpm

2 AM - 139 b/min

4 AM - 142 b/min

6 AM - 140 b/min

8 AM - 144 b/min

10 AM - 146 b/min

12pm - 140 b/min

2pm - 139 b/min

VIH-00193629 IP-00060298  
 Mrs T GOUTHAMI PRIYA  
 05-05-1986 40 Y 1 M 7 D (F)  
 Dr. KOPPULA SIRISHA REDDY



4

**FLUID CHART**

Sheet No. : .....

1. All measurements in ml.
2. Add up each column separately. Make additions across the page to obtain 24 hrs. total of intake and output.

Date	Time	Intake			Output					IV Site Thrombo-phlebitis Score	Sign. Nurse	
		Nature of Fluid	Route		NG	Diarrhoea	Vomit	Drainage	Urine			
			Mouth	I.V	N.G							
13/6	08:00 am	NBM							100ml	0	manger 13/6/26 @ 1m	
	09:00 am	NBM							100ml	0		
	10:00 am	NBM + RL 100ml							50ml	0		
	11:00 am	H2O 100ml + RL 100ml							100ml	0		
	12:00 pm	H2O 100ml + RL 100ml							100ml	0		
	01:00 pm	H2O 100ml + RL 100ml							100ml	0		
<b>Total Intake :</b>			700ml		<b>Total Output :</b>			550ml				
13/6/26	02:00 pm	H2O 100ml	peptuzalesmit						100ml	0	manger 13/6/26 @ 7m	
	03:00 pm	H2O 100ml							100ml	0		
	04:00 pm	H2O 100ml							100ml	0		
	05:00 pm	H2O 100ml							100ml	0		
	06:00 pm	H2O 100ml							100ml	0		
	07:00 pm	H2O 100ml							100ml	0		
<b>Total Intake :</b>			600ml		<b>Total Output :</b>			600ml				
19/6/26	08:00 pm	H2O 100ml							100ml	0	19/6/26 11pm	
	09:00 pm	H2O 100ml							100ml	0		
	10:00 pm	H2O 100ml							100ml	0		
	11:00 pm	H2O 50ml							100ml	0		
	12:00 am	H2O 50ml							100ml	0		
	01:00 am	H2O 50ml							100ml	0		
<b>Total Intake :</b>			450ml		<b>Total Output :</b>			600ml				
20/6/26	02:00 am	H2O 50ml							100ml	0	20/6/26 @ 2PM	
	03:00 am	H2O 50ml							100ml	0		
	04:00 am	H2O 50ml							100ml	0		
	05:00 am	H2O 50ml							100ml	0		
	06:00 am	H2O 50ml							100ml	0		
	07:00 am	H2O 100ml							100ml	0		
<b>Total Intake :</b>			350ml		<b>Total Output :</b>			600ml				

**Total 24 hrs. Intake**      2100 ml

**Total 24 hrs. Output**      2350 ml



VIH-00193629 IP-00060298  
 Mrs T GOUTHAMI PRIYA (F)  
 05-05-1986 40 Y 1 M 0 D  
 Dr. KOPPULA SIRISHA REDDY



5

**FLUID CHART**

Sheet No. : .....

- All measurements in ml.
- Add up each column separately. Make additions across the page to obtain 24 hrs. total of intake and output.

Date	Time	Nature of Fluid	Intake			NG	Diarrhoea	Vomit	Output				Sign. Nurse
			Mouth	I.V	N.G				Drainage	Urine	IV Site Thrombo-plebitis Score		
14/6/26	08:00 am	NBM								Urine			Pradeep @ 11pm 14/6/26
	09:00 am	NBM								100ml			
	10:00 am	NBM								50ml			
	11:00 am	NBM								100ml			
	12:00 pm	H <sub>2</sub> O 100ml								100ml			
	01:00 pm	H <sub>2</sub> O 100ml								100ml			
Total Intake : 200ml									Total Output : 500ml				
14/6/26	02:00 pm	H <sub>2</sub> O 100ml								100ml			Pradeep @ 11pm 14/6/26
	03:00 pm	H <sub>2</sub> O 100ml								100ml			
	04:00 pm	H <sub>2</sub> O 100ml								100ml			
	05:00 pm	H <sub>2</sub> O 50ml								100ml			
	06:00 pm	H <sub>2</sub> O 50ml								100ml			
	07:00 pm	H <sub>2</sub> O 100ml								100ml			
Total Intake : 500ml									Total Output : 600ml				
14/6/26	08:00 pm	H <sub>2</sub> O + 50ml								100ml			Pradeep @ 12AM 14/6/26
	09:00 pm	H <sub>2</sub> O + 50ml								100ml			
	10:00 pm	H <sub>2</sub> O + 100ml								100ml			
	11:00 pm	H <sub>2</sub> O + 100ml								100ml			
	12:00 am	H <sub>2</sub> O + 100ml								100ml			
	01:00 am	H <sub>2</sub> O + 50ml								100ml			
Total Intake : 450									Total Output : 600ml				
15/6/26	02:00 am	H <sub>2</sub> O + 50ml								100ml			Pradeep 15/6/26
	03:00 am	H <sub>2</sub> O + 50ml								100ml			
	04:00 am	H <sub>2</sub> O + 50ml								100ml			
	05:00 am	H <sub>2</sub> O + 50ml								100ml			
	06:00 am	H <sub>2</sub> O 100ml								100ml			
	07:00 am	H <sub>2</sub> O 100ml								100ml			
	Total Intake : 300ml									Total Output : 600ml			

Total 24 hrs. Intake : 1480ml

Total 24 hrs. Output : 600ml

VIH-00193629 IP-00060298  
 Mrs T GOUTHAMI PRIYA  
 05-05-1986 40 Y 1 M 9 D (F)  
 Dr. KOPPULA SIRISHA REDDY



Rainbow Children's Hospital  
 It takes a lot to treat the little.

BirthRight  
 BY RAINBOW HOSPITALS  
 Your Right to a Safe Delivery

Sheet No. : .....

# FLUID CHART

- All measurements in ml.
- Add up each column separately. Make additions across the page to obtain 24 hrs. total of intake and output.

Date	Time	Nature of Fluid	Intake			Output							Sign. Nurse	
			Mouth	I.V	N.G	NG	Diarrhoea	Vomit	Drainage	Urine	IV Site Thrombophlebitis Score			
15/6/26	08:00 am	H <sub>2</sub> O 100ml												
	09:00 am	H <sub>2</sub> O 50ml												
	10:00 am	H <sub>2</sub> O 100ml												
	11:00 am	H <sub>2</sub> O 100ml								100ml	0			
	12:00 pm	H <sub>2</sub> O 100ml								150ml	0			
	01:00 pm	H <sub>2</sub> O 100ml								100ml	0			
<b>Total Intake :</b>														
15/6/26	02:00 pm	H <sub>2</sub> O 100ml												
	03:00 pm	H <sub>2</sub> O 100ml												
	04:00 pm	H <sub>2</sub> O 100ml												
	05:00 pm	H <sub>2</sub> O 100ml												
	06:00 pm	H <sub>2</sub> O 100ml												
	07:00 pm	H <sub>2</sub> O 100ml												
<b>Total Intake :</b>														
15/6/26	08:00 pm	H <sub>2</sub> O 100ml												
	09:00 pm	H <sub>2</sub> O 100ml												
	10:00 pm	H <sub>2</sub> O 100ml												
	11:00 pm	H <sub>2</sub> O 100ml												
	12:00 am	H <sub>2</sub> O 100ml												
	01:00 am	H <sub>2</sub> O 100ml												
<b>Total Intake :</b>														
16/6/26	02:00 am	H <sub>2</sub> O 100ml												
	03:00 am	H <sub>2</sub> O 100ml												
	04:00 am	H <sub>2</sub> O 50ml												
	05:00 am	H <sub>2</sub> O 50ml												
	06:00 am	H <sub>2</sub> O 50ml												
	07:00 am	H <sub>2</sub> O 50ml												
<b>Total Intake :</b>														
<b>Total Output :</b>														
<b>Total 24 hrs. Output</b>														2900ml



# FLUID CHART

Sheet No. : .....

- All measurements in ml.
- Add up each column separately. Make additions across the page to obtain 24 hrs. total of intake and output.

Date	Time	Nature of Fluid	Intake			Output					IV Site Thrombophlebitis Score	Sign. Nurse
			Mouth	I.V	N.G	NG	Diarrhoea	Vomit	Drainage	Urine		
15/6/26	08:00 am	H <sub>2</sub> O 100ml								100ml	0	Daw 15/6/26 UR
	09:00 am	H <sub>2</sub> O 50ml								150ml	0	
	10:00 am	H <sub>2</sub> O 100ml								100ml	0	
	11:00 am	H <sub>2</sub> O 100ml								100ml	0	
	12:00 pm	H <sub>2</sub> O 100ml								200ml	0	
	01:00 pm	H <sub>2</sub> O 100ml								100ml	0	
<b>Total Intake :</b>			550ml			<b>Total Output :</b>					750ml	
15/6/26	02:00 pm	H <sub>2</sub> O 100ml								250ml	0	TJ 15/6/26 at 7:00pm
	03:00 pm	H <sub>2</sub> O 100ml								200ml	0	
	04:00 pm	H <sub>2</sub> O 100ml								150ml	0	
	05:00 pm	H <sub>2</sub> O 100ml								100ml	0	
	06:00 pm	H <sub>2</sub> O 100ml								150ml	0	
	07:00 pm	H <sub>2</sub> O 100ml								100ml	0	
<b>Total Intake :</b>			600ml			<b>Total Output :</b>					950ml	
15/6/26	08:00 pm	H <sub>2</sub> O 100ml								100ml	0	Prathap @ 1 AM 16/6/26
	09:00 pm	H <sub>2</sub> O 100ml								250ml	0	
	10:00 pm	H <sub>2</sub> O 100ml								100ml	0	
	11:00 pm	H <sub>2</sub> O 100ml								100ml	0	
	12:00 am	H <sub>2</sub> O 100ml								50ml	0	
	01:00 am	H <sub>2</sub> O 100ml								50ml	0	
<b>Total Intake :</b>			600ml			<b>Total Output :</b>					650ml	
16/6/26	02:00 am	H <sub>2</sub> O 100ml								100ml	0	Prathap @ 1 AM 16/6/26
	03:00 am	H <sub>2</sub> O 100ml								150ml	0	
	04:00 am	H <sub>2</sub> O 50ml								100ml	0	
	05:00 am	None								100ml	0	
	06:00 am	None								100ml	0	
	07:00 am	None								150ml	0	
<b>Total Intake :</b>			300ml			<b>Total Output :</b>					600ml	

**Total 24 hrs. Intake**      2050 ml

**Total 24 hrs. Output**      2900 ml



5

# FLUID CHART

Sheet No. : .....

- All measurements in ml.
- Add up each column separately. Make additions across the page to obtain 24 hrs. total of intake and output.

Date	Time	Nature of Fluid	Intake			Output					IV Site Thrombophlebitis Score	Sign. Nurse
			Route			NG	Diarrhoea	Vomit	Drainage	Urine		
			Mouth	I.V	N.G							
14/6/26	08:00 am	NBM							100ml	0	Prathima @ 11:30 am 14/6/26	
	09:00 am	NBM						100ml	0			
	10:00 am	NBM						50ml	0			
	11:00 am	NBM						50ml	0			
	12:00 pm	H <sub>2</sub> O 100ml							100ml	0		
	01:00 pm	H <sub>2</sub> O 100ml							100ml	0		
Total Intake : 200ml			Total Output : 500ml									
14/6/26	02:00 pm	H <sub>2</sub> O 100ml							100ml	0	Prathima @ 2:30 pm 14/6/26	
	03:00 pm	H <sub>2</sub> O 100ml						100ml	0			
	04:00 pm	H <sub>2</sub> O 100ml						100ml	0			
	05:00 pm	H <sub>2</sub> O 50ml						100ml	0			
	06:00 pm	H <sub>2</sub> O 50ml						100ml	0			
	07:00 pm	H <sub>2</sub> O 100ml						100ml	0			
Total Intake : 500ml			Total Output : 600ml									
14/6/26	08:00 pm	H <sub>2</sub> O + 50ml							100ml	0	Prathima @ 12:00 am 14/6/26	
	09:00 pm	H <sub>2</sub> O + 50ml						100ml	0			
	10:00 pm	H <sub>2</sub> O + 100ml						100ml	0			
	11:00 pm	H <sub>2</sub> O + 100ml						100ml	0			
	12:00 am	H <sub>2</sub> O + 100ml						100ml	0			
	15/6/26	01:00 am	H <sub>2</sub> O + 50ml						100ml	0		
Total Intake : 450			Total Output : 600ml									
15/6/26	02:00 am	H <sub>2</sub> O + 50ml							100ml	0	Prathima @ 7 AM 15/6/26	
	03:00 am	H <sub>2</sub> O + 50ml						100ml	0			
	04:00 am	H <sub>2</sub> O + 50ml						100ml	0			
	05:00 am	H <sub>2</sub> O + 50ml						100ml	0			
	06:00 am	H <sub>2</sub> O 100ml						100ml	0			
	07:00 am	H <sub>2</sub> O 100ml						100ml	0			
Total Intake : 300ml			Total Output : 600ml									

Total 24 hrs. Intake **1480ml**

Total 24 hrs. Output **2300ml**

**FLUID CHART**

Sheet No. : 6

1. All measurements in ml.
2. Add up each column separately. Make additions across the page to obtain 24 hrs. total of intake and output.

Date	Time	Intake			Output					IV Site Thrombophlebitis Score	Sign. Nurse	
		Nature of Fluid	Route			NG	Diarrhoea	Vomit	Drainage			Urine
			Mouth	I.V	N.G							
16/6/26	08:00 am		NBM							100ml	0	} 20ml 16ml etc
	09:00 am		NBM							100ml	0	
	10:00 am		H <sub>2</sub> O 100ml							150ml	0	
	11:00 am		H <sub>2</sub> O 100ml							100ml	0	
	12:00 pm		H <sub>2</sub> O 100ml							150ml	0	
	01:00 pm		H <sub>2</sub> O 100ml							100ml	0	
<b>Total Intake :</b>			400ml			<b>Total Output :</b>					700ml	
16/6/26	02:00 pm		H <sub>2</sub> O 100ml							100ml	0	} 10ml 10ml 10ml 10ml 10ml
	03:00 pm		H <sub>2</sub> O 150ml							100ml	0	
	04:00 pm		H <sub>2</sub> O 100ml							100ml	0	
	05:00 pm		H <sub>2</sub> O 100ml							100ml	0	
	06:00 pm		H <sub>2</sub> O 100ml							100ml	0	
	07:00 pm		H <sub>2</sub> O 100ml							100ml	0	
<b>Total Intake :</b>			650ml			<b>Total Output :</b>					650ml	
16/6/26	08:00 pm		H <sub>2</sub> O 100ml							25ml	0	} 10ml 10ml 10ml 10ml 10ml
	09:00 pm		H <sub>2</sub> O 100ml							20ml	0	
	10:00 pm		H <sub>2</sub> O 100ml							150ml	0	
	11:00 pm		H <sub>2</sub> O 100ml							100ml	0	
	12:00 am		H <sub>2</sub> O 100ml							100ml	0	
	01:00 am		H <sub>2</sub> O 100ml							50ml	0	
<b>Total Intake :</b>			600ml			<b>Total Output :</b>					850ml	
17/6/26	02:00 am		H <sub>2</sub> O 100ml							150ml	0	} 10ml 10ml 10ml 10ml 10ml
	03:00 am									150ml	0	
	04:00 am		H <sub>2</sub> O 100ml							100ml	0	
	05:00 am		H <sub>2</sub> O 100ml							100ml	0	
	06:00 am		NBM							100ml	0	
	07:00 am		NBM							100ml	0	
<b>Total Intake :</b>			250ml			<b>Total Output :</b>					750ml	

**Total 24 hrs. Intake** 1850 ml

**Total 24 hrs. Output** 7850 ml



# FLUID CHART

Sheet No. : .....

- All measurements in ml.
- Add up each column separately. Make additions across the page to obtain 24 hrs. total of intake and output.

Date	Time	Intake			Output					IV Site Thrombo-phlebitis Score	Sign. Nurse	
		Nature of Fluid	Route			NG	Diarrhoea	Vomit	Drainage			Urine
			Mouth	I.V	N.G							
17/6/26	08:00 am	H <sub>2</sub> O-100ml							100ml	0	[Signature]	
	09:00 am	H <sub>2</sub> O 100ml							100ml	0		
	10:00 am	H <sub>2</sub> O 100ml							150ml	0		
	11:00 am	H <sub>2</sub> O 100ml							150ml	0		
	12:00 pm	H <sub>2</sub> O 100ml							100ml	0		
	01:00 pm	H <sub>2</sub> O 100ml							100ml	0		
<b>Total Intake :</b>			600 ml			<b>Total Output :</b>			700 ml			
17/6/26	02:00 pm	H <sub>2</sub> O 100ml							150ml	0	[Signature]	
	03:00 pm	H <sub>2</sub> O 100ml							200ml	0		
	04:00 pm	H <sub>2</sub> O 100ml							150ml	0		
	05:00 pm	H <sub>2</sub> O 100ml							150ml	0		
	06:00 pm	H <sub>2</sub> O 150ml							[Rayer passed]	0		
	07:00 pm	H <sub>2</sub> O 100ml								0		
<b>Total Intake :</b>			500 ml			<b>Total Output :</b>			[Rayer passed]			
17/6/26	08:00 pm	H <sub>2</sub> O-100ml							—	0	[Signature]	
	09:00 pm	H <sub>2</sub> O 100ml							—	0		
	10:00 pm	H <sub>2</sub> O 100ml							—	0		
	11:00 pm	H <sub>2</sub> O 100ml							—	0		
	12:00 am	H <sub>2</sub> O 100ml							—	0		
	01:00 am	H <sub>2</sub> O 100ml							—	0		
<b>Total Intake :</b>			450 ml			<b>Total Output :</b>			Rayer passed			
18/6/26	02:00 am	H <sub>2</sub> O 100ml							—	0	[Signature]	
	03:00 am	H <sub>2</sub> O 100ml							—	0		
	04:00 am	H <sub>2</sub> O 100ml							—	0		
	05:00 am	H <sub>2</sub> O 100ml							—	0		
	06:00 am	NBM							—	0		
	07:00 am	NBM							—	0		
<b>Total Intake :</b>			200 ml			<b>Total Output :</b>			Rayer passed			

**Total 24 hrs. Intake**      1750ml

**Total 24 hrs. Output**      1350 ml

# FLUID CHART

Sheet No. : 7

- All measurements in ml.
- Add up each column separately. Make additions across the page to obtain 24 hrs. total of intake and output.

Date	Time	Nature of Fluid	Intake			Output					IV Site Thrombo-phlebitis Score	Sign. Nurse
			Mouth	I.V	N.G	NG	Diarrhoea	Vomit	Drainage	Urine		
18/6/26	08:00 am	H <sub>2</sub> O	100ml							✓	0	18/6/26 7pm
	09:00 am	H <sub>2</sub> O	50ml								0	
	10:00 am	H <sub>2</sub> O	50ml								0	
	11:00 am	H <sub>2</sub> O	100ml							✓	0	
	12:00 pm	H <sub>2</sub> O	100ml								0	
	01:00 pm	H <sub>2</sub> O	50ml							✓	0	
Total Intake :			450ml			Total Output :						
18/6/26	02:00 pm	H <sub>2</sub> O	100ml							✓	0	18/6/26 7pm
	03:00 pm	H <sub>2</sub> O	100ml								0	
	04:00 pm	H <sub>2</sub> O	50ml								0	
	05:00 pm	H <sub>2</sub> O	100ml								0	
	06:00 pm	H <sub>2</sub> O	100ml							✓	0	
	07:00 pm	H <sub>2</sub> O	100ml								0	
Total Intake :			510ml			Total Output :					passed	
18/6/26	08:00 pm	H <sub>2</sub> O	100ml								0	18/6/26 7pm
	09:00 pm	H <sub>2</sub> O	100ml							✓	0	
	10:00 pm	H <sub>2</sub> O	100ml								0	
	11:00 pm	H <sub>2</sub> O	100ml							✓	0	
	12:00 am	H <sub>2</sub> O	100ml							✓	0	
	01:00 am	H <sub>2</sub> O	100ml							✓	0	
Total Intake :			600ml			Total Output :					passed	
19/6/26	02:00 am	H <sub>2</sub> O	100ml							✓	0	19/6/26 7pm
	03:00 am	H <sub>2</sub> O	100ml							✓	0	
	04:00 am									✓	0	
	05:00 am	H <sub>2</sub> O	100ml							✓	0	
	06:00 am									✓	0	
	07:00 am	H <sub>2</sub> O	100ml							✓	0	
Total Intake :			400ml			Total Output :					passed	

Total 24 hrs. Intake : 1950ml

Total 24 hrs. Output : passed



# FLUID CHART

Sheet No. : .....

- All measurements in ml.
- Add up each column separately. Make additions across the page to obtain 24 hrs. total of intake and output.

		Intake				Output					IV Site Thrombophlebitis Score	Sign. Nurse	
Date	Time	Nature of Fluid	Route		NG	Diarrhoea	Vomit	Drainage	Urine				
			Mouth	I.V	N.G								
19/6/20	08:00 am	H <sub>2</sub> O + Sorf							✓	0	 19/6/20 11 AM		
	09:00 am	H <sub>2</sub> O + Sorf								0			
	10:00 am	H <sub>2</sub> O + Sorf							✓	0			
	11:00 am	H <sub>2</sub> O + Sorf								0			
	12:00 pm												
	01:00 pm												
<b>Total Intake :</b>						<b>Total Output :</b>							
	02:00 pm												
	03:00 pm												
	04:00 pm												
	05:00 pm												
	06:00 pm												
	07:00 pm												
<b>Total Intake :</b>						<b>Total Output :</b>							
	08:00 pm												
	09:00 pm												
	10:00 pm												
	11:00 pm												
	12:00 am												
	01:00 am												
<b>Total Intake :</b>						<b>Total Output :</b>							
	02:00 am												
	03:00 am												
	04:00 am												
	05:00 am												
	06:00 am												
	07:00 am												
<b>Total Intake :</b>						<b>Total Output :</b>							

<b>Total 24 hrs. Intake</b>	
-----------------------------	--

<b>Total 24 hrs. Output</b>	
-----------------------------	--



# DRUG CHART

Date of Admission: 16/6/2026 Drug Allergies: Nil  Not known any Drug Allergies

## FOR THE SAFETY OF THE PATIENT

- GENERAL** - Ensure that all patient details are entered above. ONLY A DOCTOR SHALL WRITE MEDICATION ORDERS.
- DOCTOR** - Please use only approved abbreviations (refer to Hospital's approved list of abbreviations).  
 - Use approved pharmaceutical names, BLOCK LETTERS, metric dosage. English instructions.  
 - Any changes in drug therapy must be ordered by a NEW PRESCRIPTION. Do not alter existing instructions.  
 - Discontinue a drug by drawing a line **I** through it and a similar line through subsequent recording panels.  
 - The date and time of stopping the drug along with the doctors name and sign must be mentioned.  
 - Only one chart should be in use at any one time. When the chart is full, a new supplement can be kept within this drug sheet folder.
- NURSES** - Nurses must follow strictly the FIVE RIGHTS before administration of medication.  
 1) Right Patient 2) Right Drug 3) Right Dosage 4) Right Route 5) Right Time  
 - AVOID TAKING VERBAL ORDERS. NO VERBAL ORDERS FOR HIGH RISK/HIGH ALERT MEDICINES (EXCEPT FIRST DOSE OF EPINEPHRINE DURING CPR). Follow Hospitals's Verbal Order Policy.

## SOS / PRN (As Required Medication)

<b>DRUG :</b>				Date Time															
Dose	Route	Frequency	Start Date																
Doctor's Signature		Valid Period	Pharm.																
Additional Instructions:																			

<b>DRUG :</b>				Date Time															
Dose	Route	Frequency	Start Date																
Doctor's Signature		Valid Period	Pharm.																
Additional Instructions:																			

<b>DRUG :</b>				Date Time															
Dose	Route	Frequency	Start Date																
Doctor's Signature		Valid Period	Pharm.																
Additional Instructions:																			

VERIFIED BY : Name ..... Signature .....



REGULAR PRESCRIPTIONS

Weight: 54 kgs Ward: 1/W

*Dr. Sirisha*

DRUG : TAB. NIFEDIPINE SUSTAINED RELEASE				Date/Time
Dose	Route	Frequency	Start Date	
10 MG	PO	12TH HOURLY	10/6	10/6/20 11/6 12/6 13/6 14/6 15/6 16/6 17/6 18/6 19/6
Name & Signature of the Doctor Starting the Drugs:				
<i>DR. NIKHITA</i>				
Additional Instructions:				
Daily Doctor's Endorsement by a Sign				

*Dr. Sirisha*

DRUG : TAB. IRON				Date/Time
Dose	Route	Frequency	Start Date	
1 TAB	PO	ONCE DAILY	10/6	10/6/20 11/6 12/6 13/6 14/6 15/6 16/6 17/6 18/6 19/6
Name & Signature of the Doctor Starting the Drugs:				
<i>DR. NIKHITA</i>				
Additional Instructions:				
Daily Doctor's Endorsement by a Sign				

*Dr. Sirisha*

DRUG : TAB. CALCIUM				Date/Time
Dose	Route	Frequency	Start Date	
1 TAB	PO	ONCE DAILY	10/6	10/6/20 11/6 12/6 13/6 14/6 15/6 16/6 17/6 18/6 19/6
Name & Signature of the Doctor Starting the Drugs:				
<i>DR. NIKHITA</i>				
Additional Instructions:				
Daily Doctor's Endorsement by a Sign				

*Dr. Sirisha*

DRUG : TAB. FOLIC ACID				Date/Time
Dose	Route	Frequency	Start Date	
1 TAB	PO	ONCE DAILY	10/6	10/6/20 11/6 12/6 13/6 14/6 15/6 16/6 17/6 18/6 19/6
Name & Signature of the Doctor Starting the Drugs:				
<i>DR. NIKHITA</i>				
Additional Instructions:				
Daily Doctor's Endorsement by a Sign				



Weight. 84kgs Ward. 1/w

VARIABLE DOSE		Date Time	Nurse Sig.	Nurse Sig.	Nurse Sig.	Nurse Sig.
DRUG :		Dose		Dose		Dose
		Dr. Sign.		Dr. Sign.		Dr. Sign.
Route	Start Date	Dose		Dose		Dose
		Dr. Sign.		Dr. Sign.		Dr. Sign.
Name & Signature of the Doctor		Dose		Dose		Dose
		Dr. Sign.		Dr. Sign.		Dr. Sign.
Additional Instructions:		Dose		Dose		Dose
		Dr. Sign.		Dr. Sign.		Dr. Sign.

VARIABLE DOSE		Date Time	Nurse Sig.	Nurse Sig.	Nurse Sig.	Nurse Sig.
DRUG :		Dose		Dose		Dose
		Dr. Sign.		Dr. Sign.		Dr. Sign.
Route	Start Date	Dose		Dose		Dose
		Dr. Sign.		Dr. Sign.		Dr. Sign.
Name & Signature of the Doctor		Dose		Dose		Dose
		Dr. Sign.		Dr. Sign.		Dr. Sign.
Additional Instructions:		Dose		Dose		Dose
		Dr. Sign.		Dr. Sign.		Dr. Sign.

**STAT / ONCE ONLY DRUGS**

Date	Time	Medication	Dosage & Other Instructions	Route	Signature	Nurses
10/6	2pm	INJ. CEFOTAXIME [AFTER TEST DOSE]	1GM	IV	[Signature]	Ms Teja
10/6	4:50pm	INJ BETAME THASONE	12MG	IM	H.	Ms Teja
11/06	6AM	2INJ BETAME THASONE	12MG	IM	[Signature]	Ms Teja

Signature  
VERIFIED BY: Name

Ms Teja  
Ms Teja  
Ms Teja



/H-00193629 IP-00060298  
 Mrs T GOUTHAMI PRIYA  
 5-05-1986 40 Y 1 M 5 D (F)  
 Dr. KOPPULA SIRISHA REDDY

Ref. No. : F / HW / DC / RP / INPR / 05.a



I.P. No.	Sheet No.	Wards	Weight (kg)
		HW	54kg

REGULAR PRESCRIPTIONS

**DRUG:** CAP. PROGESTERONE

Date: 10/6/26  
Time: 10AM

Dose	Route	Frequency	Start Dt.
300 MG	PO	12TH HOURLY	10/6

Name & Signature of the Doctor starting the Drugs:  
 DR. NIKHITA

Additional Instructions:  
 STOP

Daily Doctor's Endorsement by a Sign.

**DRUG:** INT. ENOXAPARIN

Date: 10/6/26  
Time: 11/6

Dose	Route	Frequency	Start Dt.
40 MG	SC	ONCE DAILY	10/6

Name & Signature of the Doctor starting the Drugs:  
 DR. NIKHITA

Additional Instructions:  
 STOP  
 DR. NIKHITA  
 11/6/2026  
 2:30 PM

Daily Doctor's Endorsement by a Sign.

**DRUG:** TAB. ECOSPIRIN

Date: 10/6/26  
Time: 11/6

Dose	Route	Frequency	Start Dt.
150 MG	PO	ONCE DAILY	10/6

Name & Signature of the Doctor starting the Drugs:  
 DR. NIKHITA

Additional Instructions:  
 STOP

Daily Doctor's Endorsement by a Sign.

**DRUG:** CAP. PROGESTERONE

Date: 11/6  
Time: 6 AM

Dose	Route	Frequency	Start Dt.
100 MG	PV	12TH HOURLY	10/6

Name & Signature of the Doctor starting the Drugs:  
 Dr. Vasu

Additional Instructions:  
 STOP  
 DR. YOGESHWAR

Doctor's Endorsement by a Sign.

D... IP-00060298  
 1H-00193629  
 Mrs T GOUTHAMI PRIYA  
 5-05-1986 40 Y 1 M 5 D (F)  
 Ir. KOPPULA SIRISHA REDDY

Ref. No. : F / HW / DC / RP / INPR / 05.a

I.P. No.	Sheet No.	Wards	Weight (kg)
		NW	84kg

REGULAR PRESCRIPTIONS

Dr. D. J. Datta


DRUG : CAP PROGESTERONE				Date	11/6	12/6	13/6	14/6	15/6	16/6	17/6	18/6	19/6/20
				Time	6 AM								
Dose	Route	Frequency	Start Dt.										
400 mg	PO	ONCE DAILY	11/6/20										
Name & Signature of the Doctor starting the Drugs:													
Y. DR. YOUNESHWARI													
Additional Instructions:													
Daily Doctor's Endorsement by a Sign.													

DRUG : INT CEPOTAXIME				Date	11/6								
				Time	12 AM								
Dose	Route	Frequency	Start Dt.										
1 GM	IV	12TH HOURLY	11/6										
Name & Signature of the Doctor starting the Drugs:													
Dr. Y. Youneswari													
Additional Instructions:				STOP 11/6/20, 5 PM									
Daily Doctor's Endorsement by a Sign.													

Dr. Sharmila D. Datta  
As per 11/6/20 5 PM

DRUG : TAB AZITHROMYCIN				Date	11/6	12/6	13/6	14/6	15/6	16/6	17/6	18/6	19/6/20
				Time	9 AM								
Dose	Route	Frequency	Start Dt.										
500mg	PO	12TH HOURLY	11/6/20										
Name & Signature of the Doctor starting the Drugs:													
Dr. Y. Youneswari													
Additional Instructions:				Entire Dose									
Daily Doctor's Endorsement by a Sign.													

DRUG : TAB ECOSPREN				Date	11/6								
				Time									
Dose	Route	Frequency	Start Dt.										
150mg	PO	ONCE DAILY	11/6										
Name & Signature of the Doctor starting the Drugs:													
Dr. NIKHITA													
Additional Instructions:				STOP 11/6/20, 5 PM									
Daily Doctor's Endorsement by a Sign.													

Patient Name:  I.P. No.            Sheet No.            Wards            Weight (kg)           

REGULAR PRESCRIPTIONS

**DRUG: INS. PIPERACILLIN + TAZOBACTAM**

Date	Time	Dose	Route	Frequency	Start Dt.
11/06		4.5 GM	IV	8th huly	11/06
12/6					
13/6					
14/6					

Name & Signature of the Doctor starting the Drugs: Dr. Geetha

Additional Instructions: AFTER TEST DOSE IN 100 ml NS

Daily Doctor's Endorsement by a Sign.           

**DRUG: INJ AMIKACIN**

Date	Time	Dose	Route	Frequency	Start Dt.
12/6		500mg	IV	ONCE DAILY	12/6/26
13/6					
14/6					
15/6					

Name & Signature of the Doctor starting the Drugs: DR. YOGESHWARI

Additional Instructions:           

Daily Doctor's Endorsement by a Sign.           

**DRUG: TAB. CEFUROXIME**

Date	Time	Dose	Route	Frequency	Start Dt.
14/6		500MG	PO	12TH HOURLY	14/6
15/6					
16/6					
17/6					
18/6					
19/6					

Name & Signature of the Doctor starting the Drugs: DR. NIKHITA

Additional Instructions:           

Daily Doctor's Endorsement by a Sign.           

**DRUG: INJ PANTOPRAZOLE**

Date	Time	Route	Frequency	Start Dt.
15/6		IV	ONCE DAILY	15/6/26
16/6				
17/6				
18/6				
19/6				

Name & Signature of the Doctor starting the Drugs: DR NAUSHEEN

Additional Instructions:           

Daily Doctor's Endorsement by a Sign.           

Dr. Dabka  
 Chikla 11/6/26  
 with 12/6/26



Patient Name :

I.P. No.

Sheet No.

Wards

Weight (kg)

REGULAR PRESCRIPTIONS

Dr. Deblina  
 July 16/6/26  
 Dr. Deblina  
 June 16/6/26  
 Dr. Deblina  
 17/6/26  
 Chika  
 Dr. Deblina  
 18/6/26  
 MERIC

**DRUG :** T. VITAMIN D3 AND MAGNESIUM GLYCINE COMB

Dose	Route	Frequency	Start Dt.	Date Time
1TAB	PO	ONCE DAILY	16/6/26	16/6, 17/6/26, 18/6, 19/6/26

Name & Signature of the Doctor starting the Drugs:  
Dr. YOGESHWARI

Additional Instructions:  
T-MGD3

Daily Doctor's Endorsement by a Sign.

**DRUG :** SYRUP GAVISCON

Dose	Route	Frequency	Start Dt.	Date Time
15ML	PO	ONCE DAILY	16/6/26	16/6, 17/6/26, 18/6, 19/6/26

Name & Signature of the Doctor starting the Drugs:  
Dr. YOGESHWARI

Additional Instructions:  
SODIUM ALGINATE, SODIUM BICARBONATE, CALCIUM CARBONATE ORAL SUSPENSION

Daily Doctor's Endorsement by a Sign.

**DRUG :** PREBIOTIC LA CT06A (LACTOFERRIN CAPSULE)

Dose	Route	Frequency	Start Dt.	Date Time
1TAB	PO	ONCE DAILY	17/6	17/6/26, 18/6, 19/6/26

Name & Signature of the Doctor starting the Drugs:  
Dr. Ashu

Additional Instructions:  
TAB Florita LL

Daily Doctor's Endorsement by a Sign.

**DRUG :** TAB. ECASPRIN

Dose	Route	Frequency	Start Dt.	Date Time
150MG	PO	ONCE DAILY	18/6	18/6, 19/6/26

Name & Signature of the Doctor starting the Drugs:  
Dr. NEKHITA

Additional Instructions:

Daily Doctor's Endorsement by a Sign.

Patient Name :	I.P. No.	Sheet No. <span style="border: 1px solid black; border-radius: 50%; padding: 2px;">1</span>	Wards <span style="font-size: 1.5em;">LW</span>	Weight (kg) <span style="font-size: 1.5em;">24kg</span>
----------------	----------	---	---	---

REGULAR PRESCRIPTIONS

D. Sirisha  
 MERU  
 18.06.2026

<b>DRUG :</b> INS. ENOXAPARIN.				Date	18/6	19/6/26													
Dose	Route	Frequency	Start Dt.	Time															
40mg	SC	ONCE DAILY	18/6																
Name & Signature of the Doctor starting the Drugs:				DR. Sirisha 10 AM TELA															
Additional Instructions:																			
Daily Doctor's Endorsement by a Sign.																			

<b>DRUG :</b>				Date															
Dose	Route	Frequency	Start Dt.	Time															
Name & Signature of the Doctor starting the Drugs:																			
Additional Instructions:																			
Daily Doctor's Endorsement by a Sign.																			

<b>DRUG :</b>				Date															
Dose	Route	Frequency	Start Dt.	Time															
Name & Signature of the Doctor starting the Drugs:																			
Additional Instructions:																			
Daily Doctor's Endorsement by a Sign.																			

<b>DRUG :</b>				Date															
Dose	Route	Frequency	Start Dt.	Time															
Name & Signature of the Doctor starting the Drugs:																			
Additional Instructions:																			
Daily Doctor's Endorsement by a Sign.																			

Patient Name :	I.P. No.	Sheet No.	Wards	Weight (kg)
----------------	----------	-----------	-------	-------------

**REGULAR PRESCRIPTIONS**

<b>DRUG :</b>				Date																
				Time																
Dose	Route	Frequency	Start Dt.																	
Name & Signature of the Doctor starting the Drugs:																				
Additional Instructions:																				
Daily Doctor's Endorsement by a Sign.																				

<b>DRUG :</b>				Date																
				Time																
Dose	Route	Frequency	Start Dt.																	
Name & Signature of the Doctor starting the Drugs:																				
Additional Instructions:																				
Daily Doctor's Endorsement by a Sign.																				

<b>DRUG :</b>				Date																
				Time																
Dose	Route	Frequency	Start Dt.																	
Name & Signature of the Doctor starting the Drugs:																				
Additional Instructions:																				
Daily Doctor's Endorsement by a Sign.																				

<b>DRUG :</b>				Date																
				Time																
Dose	Route	Frequency	Start Dt.																	
Name & Signature of the Doctor starting the Drugs:																				
Additional Instructions:																				
Daily Doctor's Endorsement by a Sign.																				