

ACTIVITY RECORD FOR BILLING

Name: -----
 UHID No: ----- IP No: ----- Dept: -----
 Date of Admission: ----- Discharge: ----- Time: -----
 Room / Bed No: ----- Ward: ----- Suggested Billable bed type: -----

I/H-00205658 IP-00060241
 Baby B/O W MADHURI.
 15-06-2026 0 Y 0 M 0 D 2 H (M)
 Dr. SURENDER RAO DUSA




WARD TRANSFERS

Date	Time	From	To	Signature of Nurse

Cross Consultation Visit

	Doctors Name	Date	Order No.	Signature
1.	Dr. Murtaza Kamal	16/26	3087473	[Signature]
2.	Cross check done by Pralana on 16/26			
3.				
4.				
5.				
6.				
7.				
8.				
9.				
10.				

INVESTIGATIONS

Date	Investigations	Order No.	Sign
5/6/26	CRP, blood grouping	26019429	}
	ABG, RBS	26019430	}
	CXR	260-00947	}
	ABG	26019433	}
5/6/26	ABG, RBS	26019446	}
6/6/26	RBS, ABG	26019451	}
6/6/26	Cross checked done by Dr. Acharya 6/6/26		}
6/6/26	Chest x-ray, ABG	26009053	}
	RBS	26019469	}
6/6/26	CBP, CRP, SLE, calcium	26019506	}
"	urea, creat, SBR	26009094	}
"	2D echo.	26019527	}
06/06/26	ABG, RBS	26019557	}
07/06/26	RBS, ABG	26009110	}
	x-ray		
	Cross check done by Pralanna on 7/6/26		
	Name	MR. KARATHI	
	Signature		
	Date and Time:-	7/6/26 3:40pm	
08/06/26	SBR	26019653	gp.

PROCEDURE

Date	Procedure	Quantity	Order No.	Signature
5/06/26	IV cannulation	1	3087249	Marie
*Cross checked done by Sr. Alisha 5/6/26				
08/06/26	OAE	1	3087092	Gor

ANY OTHER INFORMATION

Date :

Time :

Prepared By :

Staff Nurse	Shift / Ward Gayath 08/06/26 @12	Billing Assistant	Billing Supervisor
-------------	---	-------------------	--------------------



Patient Name : Baby B/O W MADHURI .
 05-06-2026 0 Y 0 M 0 D 2 H (M)
 Dr. SURENDER RAO DUSA
 Registration No



RBS
NEBULISATION CHART

Date	Time	Drug	Nurse	Parents Signature
5/6/26	00.00	3pm RBS - 82 mg/dl	[Signature]	26019480
	1.00	10pm RBS - 93 mg/dl	[Signature]	26019446
6/6/26	2.00	4AM RBS - 103 mg/dl	[Signature]	26019451
	3.00	Cross checked done by Sr. Achuth 5/6/26		
	4.00	10AM RBS - 111 mg/dl	[Signature]	26019469
6/6/26	5.00	6pm - RBS - 102 mg/dl	[Signature]	26019527
7/6/26	6.00	6AM RBS - 104 mg/dl	[Signature]	26019557
	7.00	Cross check done by Prabanna on 7/6/26		
	8.00			
	9.00			
	10.00			
	11.00			
	12.00			
	13.00			
	14.00			
	15.00			
	16.00			
	17.00			
	18.00			
	19.00			
	20.00			
	21.00			
	22.00			
	23.00			

ADMISSION SHEET

Registration Details :



Admission No : IP-00060241

Admit Date : 05-Jun-2026

Admit Time : 04:20 PM UHID : VIH-00205658

Patient Details :

Patient Name : Baby B/O W MADHURI .

Age : 0 D

Guardian : Mr M KARTHIK

DOB : 05-06-2026 02:01 PM

Gender : Male

Religion :

Occupation :

Martial Status :

Address (H) : SAFILGUDA Malkajgiri Hyderabad Telangana
INDIA 500047

Phone No : 9885758468/ 9959442010

E-mail : madhuri.wadekar99@gmail.com

Admission Details :

Bed Type : NICU

Bed No : NICU 250

Ward Name : N 2F-NICU I

Room No : NICU 250

Admission Type : First Visit

Contact Details :

Name : Mr M KARTHIK

Relationship : Father

Contact Address : SAFILGUDA Malkajgiri Hyderabad Telangana
INDIA 500047

Phone No : 9885758468



Signature

Doctor Details :

Doctor Name : Dr. SURENDER RAO DUSA

Specialisation : NICU

Referral Doctor : DR.MADHUMITA ANIRUDDHA GITAY

Phone No :

Co-Consultant :

Payment Details :

Payment Mode : Cash

Deposit Amount : 0.00

Payor Name : SELFPAY



NEONATAL IN-PATIENT MEDICAL RECORD

ADMISSION INFORMATION

Mother's Name : W. Madhuri Age : 37yr Father's Name : Age :
 Date of Birth : 16-04-89 Date of Admission : UHID No. :
 NICU Consultant : Dr. Surender Rao Referring Consultant : Dr. Madhuri
Transferring Unit : OT Labour Room ER Ward
Transported ? Yes No - If yes : Long (> 30 kms) Short (< 30 kms)

BIRTH INFORMATION

Name : Dr. Madhuri Mother's Blood Group : A Positive
 Gender : M F Blood Group :
 Date of Birth : 5/6/26 Time of Birth : 2:01:25 PM Birth Weight (gms) : 3.016 kg Length (cms) :
 Place of Birth : Rest UKP. OFC (cms) :
 Estimated Gesth Age : 37+4 wks.

Current Obstetric History : (Booked / Unbooked Case)
 Maternal Age : 37yr Ht : 153 Wt : 73 BMI : Married Life : 5yr LMP : 15/9/25 EDD : 22/6/26
 Conception : Spontaneous or with Rx : 101
 Booked at what GA : 14+5 wks AN Steroids Drugs / Doses :
 Last Scans Details : 8/6/26 94uf (33+4 wks) Cephalic Post-Pl. High
AFI - 128cm / Ae - 28.1 - EFW 2202g TT Immunization and Iron / Folic Acid : Taken

MATERNAL RISK FACTORS

Age : <18 yrs 35yrs
 Consanguinity : Yes No
 If yes, degree of consanguinity : 1 2 3
H/o PIH (after 20 weeks) / PE
 How many Drugs / Doses / Since how long :
T. Escapoin (10mg qd)
stopped at 36wks
 H/o value of recent BP recording, proteinuria, edema,
 oliguria, any investigations (LFT, platelet count) :
 IUGR - when detected :
 Doppler (Increased Resistance / ADEF / REDF /
 Redistribtion in MCA) / Ductus Venosus :
 AFI :

H/o GDM/ pre GDM/ on diet or insulin
 Controlled or not, recent values, HbA1 values :
 Compliance with Rx :
 Scans : LGA, TIFFA , Fetal Echo : Abused from 1st Tr
H/o Hypothyroidism : when diagnosed ? Medication?
 Any other Chronic Medical Problems, when detected
 drugs ? No Endometrial TB Jan 2025
 (Anemia, SLE, Jaundice, CHD, Heart Disease)
 Infection : H/O, Fever @ 25+4 → Abused
 (Malaria UTI TORCH TB HIV HBV)
 UTI : when : Any culture :

PPROM : Duration : Uterine Tenderness Foul Smelling Liquor HVS (if taken) - Results :
 Medication during Pregnancy : Duration :



PAST OBSTETRIC HISTORY

..... 2 P: 1 A: 0 L: 1

Sl. No.	Age	GA wks	B. W	Gender	Significant	Details
2	male	Pearl	3y 1 m		NVD (Janani)	13.1 kg / 1 year 4
1	PK	10R			concern	

PERINATAL HISTORY

Treating Obstetrician : Dr. Madhuni Hospital : Red VKD Inborn Outborn

<p>Duration of Labour</p> <p>First stage (> 18 hours sig)</p> <p>Second stage (> 2 hours after dilation)</p> <p>LSCS : <input type="checkbox"/> Elective <input type="checkbox"/> Emergency Indication :</p> <p>Specify the reason : <u>NVD.</u></p> <p>Augmentation of Labour : <input type="checkbox"/> Induced <input type="checkbox"/> Assisted Vaginal</p>	<p>CTG : <input type="checkbox"/> Normal <input type="checkbox"/> Suspicious <input type="checkbox"/> Pathological</p> <p>MSL :</p> <p>Resuscitaion : <input type="checkbox"/> Yes <input type="checkbox"/> No</p> <p>Cord ABG :</p> <p>Placenta : (weight, surface, No. of cotyledons, calcifications, malformations, clots etc :</p>
--	--

NEONATAL RESCUSTITION DETAILS

APGAR SCORE

Gestational Age : Weeks :

SIGN	0	1	2
COLOUR	Blue or Pale	Acrocyanotic	Completely Pink
HEART RATE	Absent	< 100 Minutes	> Minutes
REFLEX IRRITABILITY	No Response	Grimace	Cry or Active Withdrawal
MUSCLE TONE	Limp	Some Flexion	Active Motion
RESPIRATION	Absent	Weak Cry; Hypoventilation	Good, Crying

	1 Minute	5 Minutes	10 Minutes
TOTAL	5/10	6/10	10

Resuscitation			
Minutes	1	5	10
Oxygen			
PPV / NCPAP			
ETT			
Chest Compressions			
Epinephrine			

Snapee II Score

	> 30 (0)	20-29 (9)	< 20 (19)
Mean BP (mmHg)	> 96 (0)	96-95 (8)	< 95 (15)
Lowest Temp (oF)	> 2.49 (0)	1-2.49 (5)	0.3-0.99 (15) < 0.3 (28)
Pao2 / Fio2 (mmHg%)	> = 7.2 (0)	7.1-7.19 (7)	< 7.1 (16)
Lowest Serum PH	No (0)	Yes (19)	
Multiple Seizures	> = 1 (0)	0. 1-0.9 (5)	<0.1 (18)
U. Output (ml / kg / hr)	> = 7 (0)	< 7 (18)	
Apgar Score	> = 1kg (0)	750 - 999 (10)	< 750 (17)
Brith Weight	> 3rd percentile (0)	< 3rd (12)	
SGA			

POSTNATAL / HISTORY OF PRESENT ILLNESS

Chief Complaints :



B/o Medline delivered via NVD
↓
No cry immediately
↓
Cried weakly after stimulation
↓
Received into warm
↓
Cont ⊕ resp ⊕ icp ⊕ tachyne ⊕
↓
DR - CDAP ~~resp~~ DEEP - Gen thro
slurred
↓
Dixons continued
↓

SpO₂ 90
HR > 100

Investigation details in previous Hospital :

Shift to NICU.
i/v/o PD.

Feeding History :

Past History :

Family History :

Socio Economic History :



GENERAL EXAMINATION ON ADMISSION

General Disposition :

Long - head
Tone - low - normal
Action - legs

VITALS : Temperature : 36.7°C HR : 160/min RR : NIBP : CFT : 3h

Color of the extremities : Acrocyanosis

Jaundice : Pallor : SpO2 : CPAP/94

Anthropometry : Birth Weight : Length : HC : Present Weight :

Ponderal Index : AGA : SGA : LGA :

HEAD TO TOE EXAMINATION

HEAD : Fontanelles : Sutures : Caput ++
Shape / Moulding :
Edema / Bruising :
Size - (H.C.) :

Facies : (Any Facial Dysmorphism) P

NECK and CLAVICLES : Range of Motion : Asymmetry : P
Masses :

EYES : Symmetry : Red Reflex : Not checked
Discharge :

EARS, NOSE MOUTH and THROAT : Ear set / Shape : Periauricular Pits / Tags : Nasal shape / Patency : Palate : Gums : Lips : Tongue : P



_____ of Thorax :
BREASTS : Position of Nipples and Number :

ABDOMEN and UMBILICUS : Shape :
 Organomegaly :
 Bowel Sounds :
 Umbilical Stump :
 Discharge :

ACTIVE

GENITILIA : Labia / Hymen :
 Testicles/penis :
 Anus :

HERNIAL ORIFICES

TRUNK and SPINE :

SKIN LESIONS :

EXTREMITIES : Fingers / Toes :
 Deformities :
 Hip Joint Examination :
 Arms / Legs :
 Mobility :

SYSTEMIC EXAMINATION

Respiratory System :
Breathing Pattern : Regular Periodic Shallow Gasping low drive

Mention If baby has Respiratory distress : RR : 60-70 SCR ICR / See - Saw breathing : Cant

Scoring of respiratory distress if present (Silverman or Downe's) : 6/10

Mention if baby is on : Hood box CPAP Ventilator

Settings : 6 PEEP

SpO₂ : 94 CPAP Auscultation : RAEP Breath Sounds : YURP Added Sounds : Cunt

Cardiovascular System :
 HR : 120/min BP : _____ Precordial Activity :

Femoral Pulses : _____ Murmurs : _____

Other Peripheral Pulses : _____ Signs of Cardiac Failure : _____

Abdomen : Hernia orifice : _____

Shape : _____ Anal Patency : _____

Palpation : Soft _____ Umbilical Cord : _____

Palpable masses : _____ First urine passed : _____

Abdominal girth : _____ Meconium passed : _____



Sensorium System : higher intellectual functions (Sensorium) :
State of wakefulness :
Prechtle Score :

Nerves :

Motor System :

Passive Tone :

Active Tone :

Neonatal Reflexes :

Grasp : Palmar Plantar Sucking Rooting Crossed adductor :

Moro's : DTR :

ATNR : Skull and Spine :

Any Congenital Anomalies :

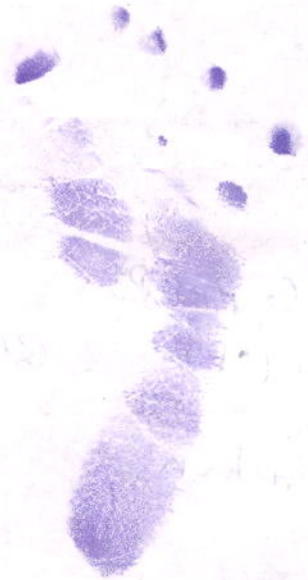
Diagnosis : *Stenohyal neck / 3.0/6kg / ~~CP~~ / delay myelogram / Shunt*

FOOT PRINTS

Left Side :



Right Side :



Resident Doctor :

Signature : *[Signature]*

Name : *Dr. Smriti*

Date & Time :

Consultant :

Signature : *[Signature]*

Name :

Date & Time :

Information given by: Family Friend

Will patient require transportation arrangements to go home: Yes No NA

Will Physiotherapy require at home: Yes No NA

Is home medical equipment anticipated: Yes No NA

Is home oxygen therapy anticipated: Yes No NA

Breastfeeding Yes No NA

Formula Feed Yes No NA

Are dressing needs at home anticipated: Yes No NA

Any other needs anticipated: Yes No If Yes Specify

Feeding Plan at the time of shifting :

.....

.....

.....

.....

.....

.....

Screenings done during NICU Stay :

NSG :

Hearing Screen :

ROP :

TFT :

NP2 :

Discharge Details:

Neonatal Condition at Discharge:

.....

.....

.....

.....

.....

.....

.....

.....



Feeding: Breastfeeding Exclusively Breastfeeding and Formula Feeding Formula Feeding

Vitamin K given: Yes No

Vaccinations given BCG Hepatitis B Others:

Neonatal Screen Taken: Yes No, parents advised to have Neonatal Screen at National screening

program center on:/...../.....

Hearing Test: Yes No

Jaundice: NIL Slight Moderate

Passed Urine: Yes No

Passed Meconium: Yes No

Weight at discharge:

Appointment was given for follow-up at OPD: Yes No

Date of Discharge:/...../.....

Discharge to Home Other:

Against Medical Advice: Yes No

Referred to another hospital: Yes No

Discharge Medications: Yes No

Details:

Final Diagnosis: Slight to mild

- ~~ARF~~ ARF
- ~~ARDS~~ chest xray
- ~~CPAP~~ CPAP
- warmth here, cord care
- Echo to be decided by consultant I/O Echocardiogram focus in U
- CXR, CBC, blood grouping

Doctor Signature: [Signature]

Doctor Name: S. Srinivas

Date & Time: 5/6/26 | 12:55pm

Noted by Sr. Srinivas 5/6/26

PROGRESS NOTES AND DOCTOR'S ORDER

Date & Time	Progress Notes	Doctor's Order
5/6/26 3:35 pm	- Baby is on UO_2 - 10.5 l/min - ABG \rightarrow mixed acidosis pH - 7.15 pCO_2 - 51.3 pO_2 - 41 HCO_3 - 17.7 BE - -12.4	VE - 13L, SPD_2 - 100%, RP - 53/42 (42)
	- NO retractions - NO grunt - mild tachypnea - peripheral acrocyanosis - CRT < 2 sec	1) NL bolus - 10ml/kg 2) Repeat ABG after 1hr. 3) SCS CPAP if distress increases 4) if stable - start oral feeds. 5) if persistent cyanosis of limbs \oplus - Start in Dobutamine.
2 for tachypnoe		
		Noted by Sr. Pandey 5/6/26
		Dr. Surendra 5/6/26.




PROGRESS NOTES AND DOCTOR'S ORDER

Date & Time	Progress Notes	Doctor's Order
5/6/26	Repeat ABG done .. Baby in OR Lfor → 054/min	
	pH - 7.26.	
	pO ₂ - 42.2	
	pO ₂ - 40.	
	Lactate - 8.4.	
	HCO ₃ = 27.5.	
	BE = -7.9.	
		<p><u>Adv</u></p>
		<p>- Repeat CXR (screening) & ABG at 10pm</p>
		<p>- Plan to start feeds after CXR & ABG.</p>
	<p><i>[Signature]</i></p>	
	<p>D. Vishal</p>	<p><u>Noted by</u> Sr. S. S. S. S. 5/6/26</p>




PROGRESS NOTES AND DOCTOR'S ORDER

Date & Time	Progress Notes	Doctor's Order
6/6/26 JAN	Day 2 / Term / male / 3.016 Kg / AUA / Delayed transition / RD-L102 / (R) UL collapse / mixed Acidosis.	
	Issues. Rt UPPER lobe collapse (R)	
	Mixed Metabolic acidosis	
	TWR - 3.07 kg (16g)	Normothermic
	S/O - 145 / 70	SV @ RA
	U/O - 1.3 cc / 10g/hr	CNS - S/S (R)
	S/O - 46 times	CNS - C/T/A good
	GPBS - 112 mg/dl	PS - BAC (R)
		PA - soft NT
	Plan:	
	Target SpO ₂ - >90%	
	Target MAP > 37	
	oral demand feeds.	
	NPI today	
	A/E2D Echo today.	
	Monitor vitals.	
	Inform SOS	
	- I/O change, vitals monitoring	
	- RL UP POSITION	
	- GPBS - BD, ABG - (R)	


 Dr. Surender Rao
 6/6/26



VIH-00205658 IP-00060241
 Baby B/O W MADHURI.
 05-06-2026 0 Y 0 M 0 D 5 H (M)
 Dr. SURENDER RAO DUSA

PROGRESS NOTES AND DOCTOR'S ORDER

Date & Time	Progress Notes	Doctor's Order
6/6/26	<p>- baby is on EA spu - spo - a.s.f. - c/f/a - good cet & snc tolerating oral feeds. ces - s.i.s, ⊕ r/o - SAC ⊕ r/o - sgr</p>	<p><u>Plan</u></p> <ol style="list-style-type: none"> 1) continue oral clear and feeds. 2) crib care (1/m) 3) plan to shift (1/m) 4) CXR (1/m) 5) wif respitamp detours
6/6/26		
		<p>noted by gr. Hanley 06/06 ⊕ sgr</p>



PROGRESS NOTES AND DOCTOR'S ORDER

Date & Time	Progress Notes	Doctor's Order
7/6/26 7AM	Day 3 / Term / Male / 3.016kg / AGA / Delayed transition PD - LF02 / PO VL collapse / Mixed Acidosis	
	<u>Issues:</u>	
	T.Wt - 2.99kg \downarrow @ grams	Normothermia
	I/O - 265 \Rightarrow 9cc/kg/day	SV @ R/P
	UIO - 130 \Rightarrow 1.8cc/kg/day	CVS - S/S ₂ $\text{\textcircled{A}}$
	S/O - 8 times	CB - C/T/A GOOD
	GRBS - 10mg/dl	P ₅ - BAC $\text{\textcircled{A}}$
		PA - soft
	<u>Plan:</u>	
	- Target SpO ₂ > 90%	
	- Target MAP > 37	
	- Oral delivered feeds	
	- GRBS - 905, CMT, ABO - today @ 7 AM	
	- I/O charting, vitals monitoring	
	- Monitored vitals	
	- PNB CONC	
	- WF respiratory distress	
	- Plan to shift	
		<div style="text-align: right;">  Dr. Surender Rao 7/6/26 11 AM </div>
		<div style="text-align: right;">  J. Patel 7/6/26 </div>
	<div style="text-align: right;"> → Remove cannula </div>	
	<div style="text-align: right;"> → Vaccination BCG, Hep B </div>	
	<div style="text-align: right;"> → OAE \rightarrow TR </div>	
	<div style="text-align: right;"> → SBR / VBS @ 12 PM </div>	Plotted by Sharly



PROGRESS NOTES AND DOCTOR'S ORDER

Date & Time	Progress Notes	Doctor's Order
11 AM	<u>Suffing notes</u>	
	Day 3 of prematurity 3.076 kg / APTT delayed transitional	
	RD - UO_2 (2) UO_2 collapsed Mixed acidosis	
	Birth info: delivered via NVD. cold after	
	Kernicterus; RD (+) DR CPAP given	
	Signed to NICU.	
	<u>Course</u>	
	→ Started on UO_2 ; initial Apg 8/10 Metabolic	
	acidosis, UO_2 - 1/2 (2) UO_2 collapse	
	→ continued on UO_2 2 day; weaned	
	UO_2 , Apg improved	
	→ ready on RA	
	Plan to shift to ward	
	<u>Plan</u>	
	OAE Test	
	Vaccination - Hep, OPV, HepB	
	CPR 1 @ 2pm	
	MBC	
	w/ discuss.	

PROGRESS NOTES AND DOCTOR'S ORDER

Date & Time	Progress Notes	Doctor's Order
7/6/26	c lolo resident	
4:00pm	Day 3 term male 3.016 kg AUA / delayed transition	
		BP-140/90 (e) 4L collapse mixed Acidosis
	SBR @ ushrop dit	NINHB
	↓	on DSPS
	14.4.	
	o/e	
	vaccination - done.	
	cloud clear	
	vital stable	Plan
	CU: GIG (e)	- Send NBS
	RU: BLAC (e)	- q tracture
	P/A: soft	
	CNS: NAD.	- vaccination plan
		- repeat SBR
		after wounds.
		- o/e A-r/m.
		- w/t discharge.
		Noted by Blary

Ref No. F/INPR/19 VIH-00205658 IP-00060241
 Baby B/O W MADHURI.
 Patient Name : 05-06-2026 0 Y 0 M 0 D 2 H (M)
 Dr. SURENDER RAO DUSA

NURSES ASSESSMENT CHART



I.P. No : _____
 Date : 5/6/26 Diagnosis : RBS Weight : 3.01 kg Chart No. : 1

Guide	Time	8	9	10	11	12	13	14	15	16	17	18	19	20	21	22	23	24	1	2	3	4	5	6	7
COLOUR CODE	200																								
	210																								
RED - PULSE	200																								
BLACK - RESP	105																								
GREEN - TEMP	104																								
BLUE - NIBP	103																								
	102																								
	101																								
A- ALERT	100																								
V-VOICE	99																								
P-PAIN	98																								
U-UNRESPONSIVE	97																								
	96																								
VERBAL	95																								
5-ORIENTED	80																								
4-CONFUSED	70																								
3-IN APPROPRIATE WORDS	60																								
2-INCOMPREHENSIBLE SOUND	50																								
1-NONE	40																								
	35																								
MOTOR	30																								
6-OBEYS	28																								
5-LOCALISES PAIN	26																								
4-WITHDRAWS	24																								
3-FLECTION	22																								
2-EXTENSION	20																								
1-NONE	18																								
	16																								
	14																								
	12																								
	10																								
O2																									
SPO2																									
RBS																									
SUCTION																									
PHYSIOTHERAPY																									
AVPU																									

Signature of the Nurse : Sr. Jyoti

Morning Shift : _____

Evening Shift : Srujanee
5/6/26
8pm

Night Shift : Sumanjali
6/6/26
@8pm



NURSES ASSESSMENT CHART



I.P. No

Date : 6/06/26 Diagnosis : RDS Weight : 507kg Chart No. : (2)

Guide	Time	8	9	10	11	12	13	14	15	16	17	18	19	20	21	22	23	24	1	2	3	4	5	6	7	
COLOUR CODE	200																									
	210																									
RED - PULSE	200																									
BLACK - RESP	105	190	192	184	192	191	118	149	118	134	121	123	125	128	127	148	126	122	132	120	131	129	137	128	132	
GREEN - TEMP	104	180																								
BLUE - NIBP	103	170																								
	102	160																								
	101	150																								
A- ALERT	100	140																								
V-VOICE	99	130																								
P-PAIN	98	120																								
U-UNRESPONSIVE	97	110																								
	96	100																								
VERBAL	95	90	35	32	32	48	44	35	54	64	63	81	61	66	71	53	50	62	51	42	44	38	32	39	30	23
5-ORIENTED	80																									
4-CONFUSED	70		78	64	55	64	63		79	↑	↑	↑	↑	↑	↑	82	63	64	69	63	69	67	61	59	69	70
3-IN APPROPRIATE WORDS	60																									
2-INCOMPREHENSIBLE SOUND	50		↓	↓	↓	↓	↓		↓	↓	↓	↓	↓	↓	↓	↓	↓	↓	↓	↓	↓	↓	↓	↓	↓	↓
1-NONE	40		89	54	50	52	52		89	↓	↓	↓	↓	↓	↓	51	52	51	61	52	50	42	51	42	42	41
	35																									
MOTOR	30		↓	↓	↓	↓	↓		↓	↓	↓	↓	↓	↓	↓	↓	↓	↓	↓	↓	↓	↓	↓	↓	↓	↓
6-OBEYS	28		62	48	43	50	45		49	51	45	53	47	53	55	64	42	51	39	27	42	48	39	42	39	34
5-LOCALISES PAIN	26																									
4-WITHDRAWS	24																									
3-FLECTION	22																									
2-EXTENSION	20																									
1-NONE	18																									
	16																									
	14																									
	12																									
	10																									
O2																										
SPO2			100	100	99	98	98	98	99	98	98	96	99	99	99	99	99	98	99	100	99	100	99	100	99	99
RBS			-	-	-	-	-	-	-	-	-	-	-	-	-	-	-	-	-	-	-	-	-	-	-	
SUCTION			-	-	-	-	-	-	-	-	-	-	-	-	-	-	-	-	-	-	-	-	-	-	-	
PHYSIOTHERAPY			-	-	-	-	-	-	-	-	-	-	-	-	-	-	-	-	-	-	-	-	-	-	-	
AVPU			A	A	A	A	A	A	A	A	A	A	A	A	A	A	A	A	A	A	A	A	A	A	A	

Signature of the Nurse : [Signature]

Morning Shift : [Signature]
 6/6/26
 2pm

Evening Shift : [Signature]
 06/06/26
 8pm

Night Shift : [Signature]
 07/06/26
 @ 8pm

VIH-00205658 IP-00060241
 Baby B/O W MADHURI.
 05-06-2026 0 Y 0 M 2 D (M)
 Dr. SURENDER RAO DUSA

Ref No

Patient

I.P. No



NURSES ASSESSMENT CHART



Date : 07/06/16 Diagnosis : RDS Weight : 3.07 Chart No. : 3

Guide	Time	8	9	10	11	12	13	14	15	16	17	18	19	20	21	22	23	24	1	2	3	4	5	6	7
COLOUR CODE	200																								
RED - PULSE	200		140	142	140	144	139		140		145		140		135		140		132					140	
BLACK - RESP	105																								
GREEN - TEMP	104																								
BLUE - NIBP	103																								
A- ALERT	101																								
V-VOICE	100																								
P-PAIN	99																								
U-UNRESPONSIVE	98																								
VERBAL	97																								
5-ORIENTED	96																								
4-CONFUSED	95																								
3-IN APPROPRIATE WORDS	80		25	40	45	40	39		40		35		38		35		40		42				45		
2-INCOMPREHENSIBLE SOUND	70																								
1-NONE	60																								
MOTOR	50																								
6-OBEYS	40																								
5-LOCALISES PAIN	35																								
4-WITHDRAWS	30																								
3-FLECTION	28																								
2-EXTENSION	26																								
1-NONE	24																								
	22																								
	20																								
	18																								
	16																								
	14																								
	12																								
	10																								
O2																									
SPO2			98				98		98		98		98		99		99		99					99	
RBS																									
SUCTION																									
PHYSIOTHERAPY																									
AVPU																									

Signature of the Nurse : S. Srinivas

Morning Shift : Srinivas 16/26

Evening Shift :

Night Shift : Berasilce



FLUID CHART

Sheet No. : ①

5/6/26

- All measurements in ml.
- Add up each column separately. Make additions across the page to obtain 24 hrs. total of intake and output.

Date	Time	Nature of Fluid	Intake			Output					IV Site Thrombophlebitis Score	Sign. Nurse	
			Mouth	I.V	N.G	NG	Diarrhoea	Vomit	Drainage	Urine			
	08:00 am												
	09:00 am												
	10:00 am												
	11:00 am												
	12:00 pm												
	01:00 pm												
Total Intake :						Total Output :							
	02:00 pm			10% D									
	03:00 pm	N		7.5							0		
	04:00 pm	N		7.5	N						0		
	05:00 pm	P		7.5							0		
	06:00 pm	O		7.5	P						0		
	07:00 pm	O		7.5						30ml	0		Study 5/6/26 2pm
Total Intake : 37.5 ml						Total Output : 30ml							
	08:00 pm	N		7.5	O						0		
	09:00 pm	P		7.5							0		
	10:00 pm	O		7.5						10ml	0		Sumanjali
	11:00 pm	Aptamil 20ml		STOP			✓				0		5/6/26 @ 11pm
	12:00 am	Aptamil 10ml					✓			10ml	0		
	01:00 am	Aptamil 25ml					✓				0		
Total Intake : 67.5 ml						Total Output : 20ml							
	02:00 am	Aptamil 10ml					✓				0		
	03:00 am									15ml	0		Sumanjali
	04:00 am	Aptamil 20ml									0		
	05:00 am						✓				0		6/5/26 @ 8AM
	06:00 am	Aptamil 10ml								5ml	0		
	07:00 am										0		
Total Intake : 40ml						Total Output : 20ml							
Total 24 hrs. Intake		145 ⇒ 67.7 all day				Total 24 hrs. Output		70 ⇒ 1.3 all day					

Stool passed - utibns
 No vomiting
 CRBS - 112mg/dl



FLUID CHART

Sheet No. : 2

6/6/26

1. All measurements in ml.
2. Add up each column separately. Make additions across the page to obtain 24 hrs. total of intake and output.

Date	Time	Nature of Fluid	Intake			Output					IV Site Thrombophlebitis Score	Sign. Nurse
			Mouth	I.V	N.G	NG	Diarrhoea	Vomit	Drainage	Urine		
6/6/26	08:00 am	Aptamit	20ml								0	Bandy 6/6/26 2pm
	09:00 am	gold									0	
	10:00 am	Aptamit	25ml								0	
	11:00 am	gold					✓		25ml		0	
	12:00 pm										0	
	01:00 pm	Aptamit	25ml				✓		15ml		0	
Total Intake :			70ml			Total Output :					40ml	
6/6/26	02:00 pm										0	Sumanjali 6/6/26 8pm
	03:00 pm	Aptamit							20		0	
	04:00 pm	Good	100ml				✓				0	
	05:00 pm	Aptamit									0	
	06:00 pm	Good							30		0	
	07:00 pm	Blank					✓				0	
Total Intake :			70ml			Total Output :					50ml	
7/6/26	08:00 pm										0	Sumanjali 7/6/26 8AM
	09:00 pm	Aptamit	10ml						15ml		0	
	10:00 pm						✓				0	
	11:00 pm	Aptamit	20ml								0	
	12:00 am						✓		10ml		0	
	01:00 am	Aptamit	25ml								0	
Total Intake :			55ml			Total Output :					25ml	
7/6/26	02:00 am										0	Sumanjali 7/6/26 @ 8AM
	03:00 am	Aptamit	25ml						5ml		0	
	04:00 am						✓				0	
	05:00 am	Aptamit	25ml								0	
	06:00 am						✓		10ml		0	
	07:00 am	Aptamit	20ml								0	
Total Intake :			70ml			Total Output :					15ml	

Total 24 hrs. Intake 265 ⇒ 9.1cc/kg/day

Total 24 hrs. Output 130 ⇒ 1.8cc/kg/day

no-vomiting Stool ⇒ 8 times
 GRBS = 10umg/dp

VH-00205658 IP-00060241
 Baby B/O W MADHURI.
 15-06-2026 OYOMODSH (M)
 Jr. SURENDER RAO DUSA



FLUID CHART

Sheet No. : 3

7/6/26

- All measurements in ml.
- Add up each column separately. Make additions across the page to obtain 24 hrs. total of intake and output.

Date	Time	Nature of Fluid	Intake			Output					IV Site Thrombophlebitis Score	Sign. Nurse	
			Mouth	I.V	N.G	NG	Diarrhoea	Vomit	Drainage	Urine			
7/6/26	08:00 am	Aptamil	20ml									Sherly 7/6/26 @4 pm.	
	09:00 am												
	10:00 am	Aptamil	30ml.						10ml.				
	11:00 am												
	12:00 pm												
	01:00 pm	Aptamil	30ml										
Total Intake :						Total Output :							
7/6	02:00 pm	FF	(30ml)									Zidu @8pm 7/6/26	
	03:00 pm												
	04:00 pm												
	05:00 pm												
	06:00 pm	FF	(30ml)										
	07:00 pm												
Total Intake :						Total Output :							
7/6/26	08:00 pm											Benavika 8/6/26 @1am	
	09:00 pm	Aptamil	30ml										
	10:00 pm												
	11:00 pm	Aptamil	30ml										
	12:00 am												
	01:00 am	Aptamil	30ml										
Total Intake :						Total Output :							
7/6	02:00 am											Benavika 8/6 @7am	
	03:00 am	Aptamil	30ml										
	04:00 am												
	05:00 am	Aptamil	30ml										
	06:00 am												
	07:00 am	Aptamil	30ml										
Total Intake :						Total Output :							

Total 24 hrs. Intake

Total 24 hrs. Output