

ACTIVITY RECORD FOR BILLING

Name: -----
 UHID No: -----
 Date of Admission: -----
 Room / Bed No: ----- Ward: ----- Suggested Billable bed type: -----
 Consultant: ----- Dept: -----
 Date of Discharge: ----- Time: -----

VIH-00205204 IP-00060080
 Baby B/O K SUPRIYA TWIN-2
 22-05-2026 0 Y 0 M 0 D 2 H (F)
 Dr. SURENDER RAO DUSA



WARD TRANSFERS

Date	Time	From	To	Signature of Nurse
5/6/26	4:35pm	Allen	1st floor 115	[Signature]

Cross Consultation Visit



	Doctors Name	Date	Order No.	Signature
1.	Dr. mohd Abdul Khalid	23/5/26	3082831	[Signature]
2.	Dr. Mustafa			
3.	Dr. Mustafa Kamal	23/5/26	3082885	[Signature]
4.	Cross checked done by Sr. Alisha 23/5/26			
5.				
6.				
7.				
8.				
9.				
10.				

INVESTIGATIONS

Date	Investigations	Order No.	Sign
22/5	CBP, Blood Counting	26014990	<i>[Signature]</i>
"	^{OT} VBG, RBS	26014991	<i>[Signature]</i>
"	R/c/s	26014990	<i>[Signature]</i>
22/5	X-ray	26008319	<i>[Signature]</i>
22/5	ABG	26018002	<i>[Signature]</i>
23/5	RBS	26018033	<i>[Signature]</i>
23/5	CBP, cap, sle, Urea, creat Calcium, SBR, PT/APTT	26018039	<i>[Signature]</i>
	RBS	26018040	<i>[Signature]</i>
	NSG	26008375	<i>[Signature]</i>
	260ch	R26.008399	<i>[Signature]</i>
	RBS	26018089	<i>[Signature]</i>
24/5	RBS ^{mp}	26018105	<i>[Signature]</i>
	SBR, PTT, AST, GNR	26018142	<i>[Signature]</i>
	IV Placement RBS ^{6pm}	26018156	<i>[Signature]</i>
25/5	RBS	26018180	<i>[Signature]</i>
25/5	CBP, CP, urea, creatinin, sle, Calcium, SBR	26018210	<i>[Signature]</i>
25/5	RBS 6pm	26018254	<i>[Signature]</i>
26/5/26	RBS	26018313	<i>[Signature]</i>
27/5/26	RBS	26018447	<i>[Signature]</i>
28/5/26	RBS	26018602	<i>[Signature]</i>

CPGs checked done by Sr. Ached 28/5/26

PROCEEDURE


Date	Proceedure	Quantity	Order No.	Signature
22/5	Dr. Pruthi	①	3082608	
21/5	IV placement	①	3083140	
Cross checked done by Sr. Achah 28/1/26				

ANY OTHER INFORMATION

Date :

Time :

Prepared By :

Staff Nurse	Shift / Ward  6/6@ 6:30 PM	Billing Assistant	Billing Supervisor
-------------	--	-------------------	--------------------




DAILY INVESTIGATION SHEET

Patient Name: **Baby B/O K SUPRIYA TWIN-2**
 22-05-2026 0 Y 0 M 0 D 2 H (F)
 Dr. SURENDER RAO DUSA
 Age: IP: 00060080
 Io:



Date	Investigation	Ward	Nurse Signature	Bill No.	Received Date & Signature
28/5/26	STBR, TST	NLU	[Signature]	26018626	[Signature]
30/5	RBS	NLU	[Signature]	26018819	[Signature]
31/5	RBS	NICU	Acharya	26018996	[Signature]
1/6/26	RBS	NICU	Acharya	26019026	[Signature]
2/6/26	RBS	NICU	[Signature]	26019103	[Signature]
3/6/26	RBS	NLU	[Signature]	26019191	[Signature]
4/6/26	RBS	NLU	[Signature]	26019239	[Signature]
5/6/26	Hb, Alp, calcium, phosph R/E	NLU	[Signature]	26019324	[Signature]
5/6	RBS	NLU	[Signature]	26019325	[Signature]
29/5	RBS	NLU	[Signature]	26018723	[Signature]
cross checked done by Sr. Swetha on 5/6/26					
21/5	RBS	NLU	[Signature]	26018125	[Signature]
6/6	RBS	NLU	[Signature]	26019532	[Signature]
/					

①

Patient Name : Baby B/O K SUPRIYA TWIN-2
22-05-2026 0 Y 0 M 0 D 2 H (F)
Dr. SURENDER RAO DUSA
VIH-00205204 IP-00060080
UHID NO. : 

RBS


NEBULISATION CHART

Date	Time	Drug	Nurse	Parents Signature
22/5	00.00	Rizz - 3pu	81 mg/dl	26017997
23/5	1.00	RBS - 6 AM - 123 mg/dl	Shy	26018033
23/5/26	2.00	RBS - 118 mg/dl 12pm	Q	26018040
23/5/26	3.00	RBS - 100 mg/dl 6pm	26018089	26018089
24/5/26	4.00	^{6pm} RBS - 86 mg/dl	Shy	26018125
24/5/26	5.00	^{12pm} RBS - 80 mg/dl	Shy	26018089
24/5/26	6.00	^{6pm} RBS - 80 mg/dl	Shy	26018156
25/5/26	7.00	6AM RBS - 79 mg/dl	Shy	26018180
25/5/26	8.00	6pm RBS - 74 mg/dl	Shy	26018250
26/5/26	9.00	6AM RBS - 90 mg/dl	Shy	26018313
27/5/26	10.00	6AM RBS - 110 mg/dl	Shy	26018447
28/5/26	11.00	6AM RBS - 104 mg/dl	Shy	26018602
28/5	12.00	6am RBS - 98 mg/dl	Q	26018655
	13.00	Cross checked done by Sr. Achar 28/5/26		
29/5	14.00	6AM RBS - 89	Shy	26018723
30/5	15.00	6AM RBS - 91 mg/dl	Shy	26018819
31/5/26	16.00	6AM RBS - 99 mg/dl	Achar	26018946
1/6/26	17.00	6AM RBS - 91 mg/dl	Achar	26019026
2/6/26	18.00	6AM RBS - 91 mg/dl	Shy	26019103
3/6/26	19.00	6AM RBS - 87 mg/dl	Shy	26019191
4/6/26	20.00	6AM RBS - 78 mg/dl	Shy	26019279
5/6/26	21.00	6AM RBS - 90 mg/dl	Shy	26019325
	22.00	cross checked done by Sr. Achar on 5/6/26		
	23.00			


Ref. No. F/INPR/12



Patient Name :
Registration No

VH-00205204 IP-00060080
Baby B/O K SUPRIYA TWIN-2
22-05-2026 0 Y 0 M 14 D (F)
Dr. SURENDER RAO DUSA


NEBULISATION CHART

Date	Time	Drug	Nurse	Parents Signature
6/6	00.00	6AM -RBS -97 mg/dl.	26019532	
	1.00			
	2.00			
	3.00			
	4.00			
	5.00			
	6.00			
	7.00			
	8.00			
	9.00			
	10.00			
	11.00			
	12.00			
	13.00			
	14.00			
	15.00			
	16.00			
	17.00			
	18.00			
	19.00			
	20.00			
	21.00			
	22.00			
	23.00			

ADMISSION SHEET

Registration Details :



Admission No : IP-00060080

Admit Date : 22-May-2026

Admit Time : 04:21 PM UHID : VIH-00205204

Patient Details :

Patient Name : Baby B/O K SUPRIYA TWIN-2

Age : 0 D

Guardian : Mr SAI LAXMANAND

DOB : 22-05-2026 01:41 PM

Gender : Female

Religion :

Occupation :

Martial Status :

Address (H) : 1-30-319/1/1, PLOT NO 2, TELECOM COLONY,
TIRUMULGIRI, SEC-BAD Trimulgherry
Hyderabad Telangana INDIA 500015

Phone No : 9966267728

E-mail : NA@GMAIL.COM

Admission Details :

Bed Type : NICU

Bed No : NICU 249

Ward Name : N 2F-NICU I

Room No : NICU 249

Admission Type : First Visit


Contact Details :

Name : Mr SAI LAXMANAND

Relationship : Father

Contact Address : 1-30-319/1/1, PLOT NO 2, TELECOM
COLONY,TIRUMULGIRI, SEC-BAD Trimulgherry
Hyderabad Telangana INDIA 500015

Phone No : 9966267728 / 8142766614



Signature

Doctor Details :

Doctor Name : Dr. SURENDER RAO DUSA

Specialisation : NICU

Referral Doctor : DR.BHAVANA K

Phone No :

Co-Consultant :

Payment Details :

Payment Mode : Cash

Deposit Amount : 0.00

Payor Name : SELFPAY



NURSING INITIAL ASSESSMENT FOR NICU

Date of Admission: 22/5/26. 4.21 pm
 Source of Admission: OPD Ward Labor Ward Other: O.I.
 Reason for Admission: LBW
 Admission Diagnosis: LBW
 Accompanied By: Parent Guardian Other Name: _____
 Primary Language: Telugu English Hindi Other Specify _____
 Do you require an interpreter? Yes No
 Allergies: Yes No Medications Blood Transfusion Food Other: _____
 If yes, identify _____
 Source of Information: Family Others, Specify _____

Past Medical History	Past Surgical History	Last Hospital Admission
-	-	-

Significant History
 Family History: _____

Has the child or close family member had recent contact with a communicable disease? Yes No
 If yes please list, _____
 Was the child's birth normal? Yes No If No, please describe problems: _____

 Are the child's immunization up to date? Yes No

Current Medications
 Taking Medications? Yes No
 If yes, Fill the reconciliation form
 Medicine brought to the hospital? Yes No

Observations:
 Birth Weight: 2.66 kgs Head Circumference: _____ cm Length: _____ cm
 Term Pre-Term Post-Term
Blood Group: Mother: A+ve Baby: A+ve.
Feeding: Breast Feeding Formula Both
Maternal Details: Age: 36 years, **PARA:** _____ **Gestation:** 31 Weeks, 5 day Days
Risk Factors: PROM Fetal Distress Diabetes Mellitus / Gestational Diabetes
 PH/Pre Eclampsia Others, Specify: _____
Mode of Delivery: Normal LSCS - Emergency / Elective Instrumental AVD
Indication: _____



Temp: 98.6°F HR 130 / Min RR 30 / Min BP 54/44 (140) / Min SpO₂: 99.1%
ngld.

Pain Score 0 (Follow N Pass and Document)

Fall Risk Intervention Done: Yes

Risk of Pressure Sore: Yes No (Fill Braden Q Sheet)

General Appearance: Posture Well-Fixed Asymmetry

Behavioural Status on Admission :

Sleeping Crying Calm Drowsy

Skin: Pink Meconium Stain Others, Specify.....

Functional Screening: If a patient needs assistance with any of the following inform consultant

Developmental Delay Musculoskeletal Congenital Abnormality No Abnormalities Detected
Inform Consultant for Positive Criteria

Nutritional Screening:

Underweight Overweight Special Feeding Method
 Feeding Problem Special Diet No Abnormalities Detected
Inform Consultant for Positive Criteria

Social History: Lives With *parents*

Siblings in household Yes No (if yes How Many?)

All Information Obtained From Patient Mother Father Other Family Member

Orientation has been given regarding the following aspects:

- ID Band in situ
- Bedside safety explained
- NICU Routine: Doctor's rounds/Medication time
- Visiting policy explained

Orientation given to: Family Others

Name of Person Orientation was given to: *Father*

Orientation not given Reason:

DISCHARGE PLAN

Source of Information: Family Friend

Will patient require transportation arrangements to go home: Yes No

Will Physiotherapy require at home: Yes No

Is home medical equipment anticipated: Yes No

Is home oxygen therapy anticipated: Yes No

Breastfeeding Yes No

Formula Feed Yes No

Are dressing needs at home anticipated: Yes No

Any other needs anticipated: Yes No If Yes Specify *Nil*



Yes No

Details:

Final Diagnosis: 31+5 weeks
.....
.....

Nurse Signature: haritha
Nurse Name: haritha
Date & Time: 22/5/26 @ 2pm

Discharge Details: (To be completed by discharging Nurse)

Neonatal Condition at Discharge:

.....
.....

Feeding: Breastfeeding Exclusively Breastfeeding and Formula Feeding Formula Feeding

Vitamin K given: Yes No

Vaccinations given BCG Hepatitis B Others:

Neonatal Screen Taken: Yes No, parents advised to have Neonatal Screen at National screening
program center on:/...../.....

Hearing Test: Yes No

Jaundice: NIL Slight Moderate

Passed Urine: Yes No

Passed Meconium: Yes No

Weight at discharge:

Appointment was given for follow-up at OPD: Yes No

Date of Discharge:/...../.....

Discharge to Home Other:

Against Medical Advice: Yes No

Referred to another hospital: Yes No

Nurse Signature:

Nurse Name:

Date & Time:

TWIN - 2

VIH-00205204 IP-00060080
Baby B/O K SUPRIYA TWIN-2
22-05-2026 O Y O M O D 2 H (F)
Dr. SURENDER RAO DUSA



PNATAL IN-PATIENT MEDICAL RECORD

ADMISSION INFORMATION

Mother's Name : K Supriya Age : Father's Name : Age :

Date of Birth : Date of Admission : UHID No. :

NICU Consultant : Dr S Rao Referring Consultant : Dr Shweta K.

Transferring Unit : OT Labour Room ER Ward

Transported ? Yes No - If yes : Long (> 30 kms) Short (< 30 kms)

BIRTH INFORMATION

Name : Mo K Supriya Mother's Blood Group : A positive.

Gender : M F Blood Group : Birth Weight (gms) : 1.668 kg Length (cms) :

Date of Birth : 22/5/26 Time of Birth : 12:41:36 PM OFC (cms) :

Place of Birth : V. RCH Estimated Gesth Age : 31⁺5 wks

Current Obstetric History : (Booked / Unbooked Case)

Maternal Age : 34y Ht : Wt : BMI : Married Life : 8y LMP : 17/10/25 EDD : 18/2/26

Conception : Spontaneous or with Rx : IVF

Booked at what GA. : AN Steroids Drugs / Doses :

Last Scans Details : (17/5/26) - DCDA, 30⁺ wks, cephalic, estw - 1536g, dop (+), (+) - aphaic,
AF: 3:2, 9FW - 1516, dop (+) TT Immunization and Iron / Folic Acid :

MATERNAL RISK FACTORS

Age : <18 yrs > 35yrs

Consanguinity : Yes No

If yes, degree of consanguinity : 1 2 3

H/o PIH (after 20 weeks) / PE

How many Drugs / Doses / Since how long :

H/o value of recent BP recording, proteinuria, edema, oliguria, any investigations (LFT, platelet count) :

IUGR - when detected :

(+) Doppler (Increased Resistance / ADEF / REDF /

Redistribution in MCA) / Ductus Venosus :

AFI :

H/o GDM/ pre GDM/ on diet or insulin

Controlled or not, recent values, HbA1 values :

Compliance with Rx :

Scans : LGA, TIFFA , Fetal Echo :

H/o Hypothyroidism : when diagnosed ? Medication?
28⁺4 wks, has thyroxine 25mcg.

Any other Chronic Medical Problems, when detected drugs ? cervical urelage.

(Anemia, SLE, Jaundice, CHD, Heart Disease)

Infection : H/O, Fever

(Malaria UTI TORCH TB HIV HBV)

UTI : when : Any culture :

PPROM : Duration : Uterine Tenderness Foul Smelling Liquor HVS (if taken) - Results :

Medication during Pregnancy : Duration :



PAST OBSTETRIC HISTORY

P: A: L:

Sl. No.	Age	GA wks	B. W	Gender	Significant	Details
	Primi					

PERINATAL HISTORY

Treating Obstetrician : Dr. Shavana K Hospital : V-PCU Inborn Outborn

<p>Duration of Labour</p> <p>First stage (> 18 hours sig)</p> <p>Second stage (> 2 hours after dilation)</p> <p>LSCS : <input type="checkbox"/> Elective <input checked="" type="checkbox"/> Emergency Indication :</p> <p>Specify the reason : <u>Preterm labour</u></p> <p>Augmentation of Labour : <input type="checkbox"/> Induced <input type="checkbox"/> Assisted Vaginal</p>	<p>CTG : <input type="checkbox"/> Normal <input type="checkbox"/> Suspicious <input type="checkbox"/> Pathological</p> <p>MSL :</p> <p>Resuscitaion : <input type="checkbox"/> Yes <input type="checkbox"/> No</p> <p>Cord ABG :</p> <p>Placenta : (weight, surface, No. of cotyledons, calcifications, malformations, clots etc :</p>
---	--

NEONATAL RESCUSTITION DETAILS

APGAR SCORE

Gestational Age : Weeks :

SIGN	0	1	2
COLOUR	Blue or Pale	Acrocyanotic	Completely Pink
HEART RATE	Absent	< 100 Minutes	> Minutes
REFLEX IRRITABILITY	No Response	Grimace	Cry or Active Withdrawal
MUSCLE TONE	Limp	Some Flexion	Active Motion
RESPIRATION	Absent	Weak Cry; Hypoventilation	Good, Crying

	1 Minute	5 Minutes	10 Minutes
	1	1	
	2	2	
	2	2	
	1	2	
	2	2	
TOTAL	8/10	9/10	

Resuscitation			
Minutes	1	5	10
Oxygen			
PPV / NCPAP			
ETT			
Chest Compressions			
Epinephrine			

Snapee II Score

	> 30 (0)	20-29 (9)	< 20 (19)	
Mean BP (mmHg)	> 96 (0)	96-95 (8)	< 95 (15)	
Lowest Temp (oF)	> 2.49 (0)	1-2.49 (5)	0.3-0.99 (15)	< 0.3 (28)
Pao2 / Fio2 (mmHg%)	> = 7.2 (0)	7.1-7.19 (7)	< 7.1 (16)	
Lowest Serum PH	No (0)	Yes (19)		
Multiple Seizures	> = 1 (0)	0. 1-0.9 (5)	<0.1 (18)	
U. Output (ml / kg / hr)	> = 7 (0)	< 7 (18)		
Apgar Score	> = 1kg (0)	750 - 999 (10)	< 750 (17)	
Brith Weight	> 3rd percentile (0)	< 3rd (12)		
SGA				

POSTNATAL / HISTORY OF PRESENT ILLNESS

Chief Complaints :



His

Twin 21 VPT | 31st wk | female | 1.66 kg | cord amniotic

Baby was

↓
occ dose

↓
shifted to warmer

↓
2 min - SpO_2 - 88%
HR - 140/m

↓
cord clamped & cut
big vit u - 1 my in stat

↓
5 min - SpO_2 - 96%
HR - 160/m

↓
cord shift to NICU ?/U/O - VPT

Investigation details in previous Hospital :

LRW

sf.

Feeding History :

Past History :

Family History :

Socio Economic History :



GENERAL EXAMINATION ON ADMISSION

General Disposition :

VITALS : Temperature : 36.4°C HR : 164/m RR : 50/m NIBP : CFT : <3mm

Color of the extremities : Acrocyanosis

Jaundice : ⊖ Pallor : ⊖ SpO2 : 96%

Anthropometry : Birth Weight : 1.66 kg Length : HC : Present Weight :

Ponderal Index : AGA : ✓ SGA : LGA :

HEAD TO TOE EXAMINATION

HEAD :
 Fontanelles : (N)
 Sutures : (N)
 Shape / Moulding : ⊖
 Edema / Bruising : ⊖
 Size - (H.C.) :

Facies :
 (Any Facial Dismorphism) no dysmorphism

NECK and CLAVICLES :
 Range of Motion : (N)
 Asymmetry : ⊖
 Masses : ⊖

EYES :
 Symmetry : (N)
 Red Reflex :
 Discharge : ⊖

EARS, NOSE MOUTH and THROAT :
 Ear set / Shape : (N)
 Periauricular Pits / Tags : ⊖
 Nasal shape / Patency : (+)
 Palate : no cleft
 Gums :
 Lips : (N)
 Tongue :



Thorax :

BREASTS : Position of Nipples and Number : *2 in no.*

ABDOMEN and UMBILICUS :
 Shape : *(N)*
 Organomegaly : *(-)*
 Bowel Sounds : *(+)*
 Umbilical Stump : *2A+IV*
 Discharge : *(-)*

GENITALIA :
 Labia / Hymen : *(N)*
 Testicles/penis :
 Anus : *patent*

HERNIAL ORIFICES *free*

TRUNK and SPINE : *(N)*

SKIN LESIONS : *(-)*

EXTREMITIES :
 Fingers / Toes : *2*
 Deformities : *(N)*
 Hip Joint Examination :
 Arms / Legs : *2*
 Mobility : *(N)*

SYSTEMIC EXAMINATION

Respiratory System :

Breathing Pattern : Regular Periodic Shallow Gasping

Mention If baby has Respiratory distress : RR : *50/m.* SCR / ICR / See - Saw breathing :

Scoring of respiratory distress if present (Silverman or Downe's) :

Mention if baby is on : Hood box CPAP Ventilator

Settings :

SpO₂ : *96%* Auscultation : *BAE (+)* Breath Sounds : *NURS (+)* Added Sounds :

Cardiovascular System :

HR : *164/m.* BP : Precordial Activity : *(N)*

Femoral Pulses : *4 feet* Murmurs : *(-)*

Other Peripheral Pulses : Signs of Cardiac Failure : *(-)*

Abdomen :

Shape : *(N)* Hernia orifice : *free*

Palpation : *soft* Anal Patency : *(+)*

Palpable masses : *(+)(-)* Umbilical Cord : *2A+IV*

Abdominal girth : *(N)* First urine passed :
 Meconium passed :

Nervous System : Higher intellectual functions (Sensorium) :
State of wakefulness : AEA
Prechtle Score :

Nerves :

Motor System :

Passive Tone : AEA
Active Tone :
Neonatal Reflexes :
Grasp : Palmar Plantar Sucking Rooting Crossed adductor :
Moro's : DTR :
ATNR : Skull and Spine : (N)

Any Congenital Anomalies : none

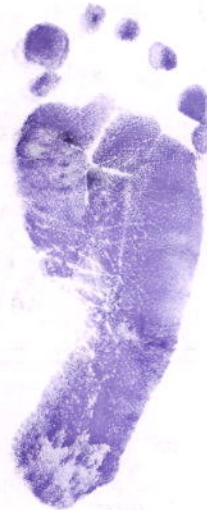
Diagnosis : twin at girl (VPT / 31st wk / 1.668 kg / AGA / 48.4 cm)
LOW

FOOT PRINTS

Left Side :



Right Side :



Resident Doctor :

Signature :
Name : saradhe
Date & Time :

Consultant :

Signature :
Name :
Date & Time :

DISCHARGE PLAN

Information given by: Family Friend

Will patient require transportation arrangements to go home: Yes No NA

Will Physiotherapy require at home: Yes No NA

Is home medical equipment anticipated: Yes No NA

Is home oxygen therapy anticipated: Yes No NA

Breastfeeding Yes No NA

Formula Feed Yes No NA

Are dressing needs at home anticipated: Yes No NA

Any other needs anticipated: Yes No If Yes Specify

Feeding Plan at the time of shifting :
.....
.....
.....
.....
.....
.....

Screenings done during NICU Stay :

NSG :

Hearing Screen :

ROP :

TFT :

NP2 :

Discharge Details:

Neonatal Condition at Discharge:

.....
.....
.....
.....
.....
.....
.....
.....
.....
.....



Feeding: Breastfeeding Exclusively Breastfeeding and Formula Feeding Formula Feeding

Vitamin K given: Yes No

Vaccinations given BCG Hepatitis B Others:

Neonatal Screen Taken: Yes No, parents advised to have Neonatal Screen at National screening

program center on:/...../.....

Hearing Test: Yes No

Jaundice: NIL Slight Moderate

Passed Urine: Yes No

Passed Meconium: Yes No

Weight at discharge:

Appointment was given for follow-up at OPD: Yes No

Date of Discharge:/...../.....

Discharge to Home Other:

Against Medical Advice: Yes No

Referred to another hospital: Yes No

Discharge Medications: Yes No

Details:

Final Diagnosis:

- ① TV- 80 ulyl day - 10% Dextrose
- ② 2ml gentamicin
- ③ ASP, blood gp, VBG, 1/4c
- ④ a

Noted by
Manitha

Doctor Signature: *[Signature]*

Doctor Name: *Saharsh*

Date & Time:

WIH-00205204 IP-00060080
Baby B/O K SUPRIYA TWIN-2
22-05-2026 0 Y 0 M 0 D 2 H (F)
Dr. SURENDER RAO DUSA



①

PROGRESS NOTES AND DOCTOR'S ORDER

Date & Time	Progress Notes	Doctor's Order
22/5/26	- Child Active	
SPM	- Plan to start feeds.	
	- 2ml x 2hrly. (1ml x 8 th hrly).	
	- NPI 4/m.	
	- NSG, 2DEcho 4/m.	
	- Vtally stable	


[Signature]

Noted by
Harithe

VH-00205204
 Baby B/O K SUPRIYA TWIN-2
 22-05-2026 0 Y 0 M 0 D 2 H (F)
 Dr. SURENDER RAO DUSA
 IP-00060080



GRESS NOTES AND DOCTOR'S ORDER

Date & Time	Progress Notes	Doctor's Order
	LH 40L Range 1.	
23/5/26 6 AM	Very PT / (31+5wks) → 31+6wks PMA / AGA / Baby girl.	DLDA term 2 / LBW - 1.66kg /
	Issues! - Nil	
		Normothermic
	T-WT - 1.67 (110gms)	PV @ PA
	I/O - 1035 / 85ml	CVS - S&A
	U/O - 2.8ml/kg/hr	CVS - T/A/R AGA
	S/O - passed 1 time	P/A - soft
	CRBS - 123mg/dl	
	<u>Plans.</u>	
	- Target SpO ₂ > 90%	
	- Target mAP > 32	
	- IV - 80ml/kg/day → 100ml/kg/day from 2PM.	
	10% dextrose + 1.5g Amino vein	
	- On feeds - 3ml x 2hly (9ml x 6 th hly) (T.F = 11ml x 2hly).	
	- NPT today @ 1PM trace blood CS.	
	- CXR, ABG - S&S, CRBS 6 th hly.	Resuscitate
	- EtCO₂ , NSH today, 2D Echo.	Caffeine
	- (D ₂) 2ij gentamicin.	
	- I/O charting	
	- vitals monitoring	
D. Vishal	noted by Rajesh 23/5 @ 11A	 23/5/26 10:50 AM



PROGRESS NOTES AND DOCTOR'S ORDER

Date & Time	Progress Notes	Doctor's Order
C		
5 PM		
←	→ RPT - on going	
	WOB - (M)	
	CMT - 2hr	
	O2 feeds - tolerating well	
	on RA.	
	plan	
	- CPT	
	- SBZ 1hr on going	1 PM

2

PROGRESS NOTES AND DOCTOR'S ORDER

Date & Time	Progress Notes	Doctor's Order
25/5/26	day 3 of VPT 31 st notes 32 nd who PMAF DCSA - 2/100 - 1.66 yrs gut NHB	
	<u>Issues -</u>	
	wtc - 1.52 (-80g).	Normochromic
	slo - 191/135	RA
	u/o - 3.7	Caust- BAE ⊕
	slo - 6	CNS - 7/10/2 AGA
	CNS -	CNS - 4/5 ⊕
		P/A - Left, RS ⊕
Adv.	<p> layer ep₂ & 90% NAP > 32. w - 120 ml/kg/day - 10% 180-A + 3g/kg - Aminover. → 140 cc/kg/day ca feeds - 10ml/kg (↑ 1ml/kg) (7/F - 10 ml & 2ml) Trace Hctls. Gentamycin 0.3 Resuscitate, caffeine. Tapir aminocou as feed increases. A/F NPI ✓ GRS - BD </p>	
8/	<p> Noteed by Sr. Shashikanta 25/5/26 10:50 AM </p>	<p> Dr. Surender Rao Dusa Reg. No: 47776 25/5/26. 10:50 AM </p>

/IH-00205204 IP-00060080
 Baby B/O K SUPRIYA TWIN-2
 12-05-2026 0 Y 0 M 3 D (F)
 Dr. SURENDER RAO DUSA




...GRESS NOTES AND DOCTOR'S ORDER

Date & Time	Progress Notes	Doctor's Order
25/5/26	Baby seen	
5 PM	tolerating feeds well	
	Passing urine & stool.	
	Vitality good	
		<u>Adv</u>
		- w/t feed intolerance
		- w/t apnoea
		- feeds - 12ml x 2 (11ml x 6h)
		- Blood CD - 98h. No growth.
		- tapes AV.
		W
		D. Vishal
		Noted by
		Sr. Sumanjali
		Doctor's
		@ upm

(4)

PROGRESS NOTES AND DOCTOR'S ORDER

Date & Time	Progress Notes	Doctor's Order
26/5/26 8 AM	D ₄ /VP1 (31+5) → 32+2 w/SP MAP DCDA-2 /LBW/ 1.66 kg/ Qin /NNNR.	
	wt. 1.53 kg (↑ 10 gm) I/O - 242 / 105 ml U/O - 2.6 cefepim S/O - 4 times GRES - 90 mg/dl	O/E - Normochemic on RA C/T/A - Good C/S - 2.5 (P) R/S - 1.8 (P) P/A - sep
	<p><u>Plan</u></p> <ul style="list-style-type: none"> - target SPO 70% - target MAP > 32 - IV - 140 cefepim - on feeds - 14ml P₂ (↑ 1ml P₆) (714 - 10ml P₂) - Resuscitate, caffeine - GRES - RD - KMC - I/O charting, vitals monitoring. 	<p>KMC</p>
	Noted by Sr. Sushikha 26/5/26 10:30 am	 Dr. Surender Rao Dusa 26/5/26 10:30 AM

Dr. Sushikha

1-00205204 IP-00060080
 by B/O K SUPRIYA TWIN-2 (F)
 05-2026 OYOM 3 D
 SURENDER RAO DUSA

5



PROGRESS NOTES AND DOCTOR'S ORDER

Date & Time	Progress Notes	Doctor's Order
27/5/26 9 AM	Day 5 / VPT VPT (37 + 5) → girl / NNHD.	32 + 3 wks PMA / DOPA - 2 / 10w / 1.66 kg /
	Issues - Nil.	
	TWR - 1.50 (130gms). I/O - 216 / 120ml. U/O - 3-3ml / 2/day. S/O - Passed 4 times. GRRS - 110mg/dl	Normothemic SV @ PA C/TA - good CVS - S/S @. RS - SAE @. P/A - Soft -
	<p><u>Plan:</u> Target SpO₂ > 90%. Target MAP > 32. T-V - 150ml / 2/day. OR feeds = 19ml x 2/hly (TF - 20 22ml x 2/hly). (Time 04h) Resuscitate, A/F oral caffeine. GRRS BP. Krenal I/O charting, Vitals monitoring</p>	
Duch	<p>Noted by Sr. Sheeshika 27/5/26 10:30 AM</p>	<p>Dr. Surender Rao Dusa Reg. No: 47 27/5/26 10:30 AM</p>



6

PROGRESS NOTES AND DOCTOR'S ORDER

Date & Time	Progress Notes	Doctor's Order
28/5/26	day 6 / VPT / 31 ⁺⁵ wno / - 32 ⁺⁴ wno RDS - CRAP - ANH	PNA / DCA - 2 / ACAL 1.66 gys / day ^{girl}
	Desus -	
	1.50 (same).	
	wt - 1.59 (same ^{30 gms} weight)	Normothermic
	no - 244/153	RA
	uo - 3.8	Chest - NAE ⊕
	slo - 7	CNS - 7/ALR ACA
	arss -	CNS - US ₂ ⊕
		PIA - soft, BS ⊕
<u>Adv</u> -	Target SpO ₂ > 90%, MAP > 32	
	w @ 170 ml/kg day	
	oa feeds - 22 ml qm (↑ 1 ml each feed) (T/F - 23 ml qm).	
	none.	
	Recurate, caffeine	
	slo charting, Plan SBR, TFT.	
	vitals monitoring	
	NIGU - half if on eam, Vit D ₃ .	
	oral caffeine	
of M. Suresh		
	 28/5/26 @ 10 AM	

VIH-00205204

IP-00060080

Baby B/O K SUPRIYA TWIN-2

22-05-2026

0 Y 0 M 6 D

(F)

Dr. SURENDER RAO DUSA



PROGRESS NOTES AND DOCTOR'S ORDER

Date & Time	Progress Notes	Doctor's Order
28/6/21	Baby Reviewed	
5PM	DSPI started at 1PM.	
	Repeat SBR 4/m.	
	Baby Active	
	tolerating feeds well	
		Adv
		- SBR 4/m

[Signature]

D. Ushel



PROGRESS NOTES AND DOCTOR'S ORDER

Date & Time	Progress Notes	Doctor's Order
29/5/26 8 AM	Day 7 IVPT / 3 ⁺ + 5 WKS / 32 + 5 WKS PMP / DEDA-2 / AGA 6 kg / Boy / PDS - CPAP - NMBB Female	
	Issues: none	
	TWB - 1.5 mg (1 mg)	Normothermic
	MO - 244/153	PA
	UO - 3.8 cc/kg/hr	chest - BAE ⊕
	fLO - 7.6 ml	CNS - 7/14/17 AGA
	GRBS - 8 mg/kg	CVS - S ₁ S ₂ ⊕
		PLA - soft
ADV	Target SpO ₂ > 90%, MAP > 32	
	TV @ 180 ml/kg/day	
	OA feed - 23 ml @ 2h	
	WMC	
	Resuscitate	
	ILO charting, vitals monitoring	
	Trace TPT	
	- NJBU - NMF if on ECM, vitals	
A Chest	oral care	

Noted by
 Sr. Sravani
 29/5
 @ 9 AM



PROGRESS NOTES AND DOCTOR'S ORDER

Date & Time	Progress Notes	Doctor's Order
30/5/26	day 8 of VP1 / 31 st wks / 32 nd wks PMA / PCDA 2 / ACHA / 1.60 kg / boy / ^{Female} BOS - CPAP - NIBP. NN4 B	
	<u>Issues</u> -	
	Wt - 1.51 (1.5) SW 6 1/2 Ht - 276 / 155 Vfo - 3.8 slo - 5 ams - 91 mg/dl	Neurothnic LA Chest - BAE ⊕ CVS - T/A/R ACHA, AF at work. CVS - S ₂ ⊕ V/A - Left, L2 ⊕
	<u>Adv</u> - Sat ₉₀ 90%, MAP 73.2. W - 180 ml / day O ₂ feeds - 26 ml / gal. NMC.	
	Discontinue, Vit D ₃ , oral caffeine NMC (of 9AM) ~ Guiconet (AF)	
	<i>S. Saravaha</i>	
	Noted by Sr. Saravani 30/5/26 @ 10AM	

H-00205204 IP-00060080
 Baby B/O K SUPRIYA TWIN-2 (F)
 1-05-2026 0 Y 0 M 8 D
 SURENDER RAO DUSA



PROGRESS NOTES AND DOCTOR'S ORDER

Date & Time	Progress Notes	Doctor's Order
	S/B Resident	
30/5		
30/5	<ul style="list-style-type: none"> → No acute events → clinically Metched on feeds 20ml → 70ml/day → On RA-WOS (N) → CRT < 3R 	
	plan	
	- w/B Amant-feed intolerance	
<u>Dr. Prakash</u>		

9

PROGRESS NOTES AND DOCTOR'S ORDER

Date & Time	Progress Notes	Doctor's Order
31/5/26 7:30 AM	D9 / VP 1 (31+5) → 33 weeks PMAf DCDA-2 / ACRAf 1.66 kgf female / NNHR.	
	Wt - 1.53 kg (120 gm) H/o - 154 /udml. S/O - 3.5 cefprozim S/O - 5 times Gles - 99 mg/dl	OFE - NDCem Othamic on RA C/T/A - Good C/S - S, (+) R/S - LAE (+) P/A - Cgr
	<u>Plan</u> - Target SpO ₂ > 90% - Target MAP > 32 - IV - 190 cefkeyday or feeds - 26 ml q 4h - knee - Reevaluate, vit D ₃ , urine (if exam) - oral caffeine (stop 7m) - Remove cannula 7m - S/O chesting, vitals monitoring. - any oral feeds 7m.	
Dr Surender Rao		

VIH-00205204 IP-00060080
 Baby B/O K SUPRIYA TWIN-2 (F)
 22-05-2026 0 Y 0 M 10 D
 Dr. SURENDER RAO DUSA



PROGRESS NOTES AND DOCTOR'S ORDER

Date & Time	Progress Notes	Doctor's Order
1/6/26 8 AM	Day 10 / VPT (31HS) → 33+1 wks pma / female / NNHS.	DCDA - 2 / AGA / 1.66 kg.
	Issues - 1% large vomit (10ml) andy @ .8 PM.	
	WT = 1.55 kg (120 gm)	Normothermic.
	SpO ₂ - 234 / 135	SV @ RA
	U/O 4.3 ml / kg / hr	CVS - S/D 2 @
	S/O 5 times.	C/T/A AGA.
	UPPS - 9 mg / dl.	PS PPE @
		PR - soft
	<u>Plan</u>	
	Target - SpO ₂ > 90%	
	Target MAP > 32.	
	IV - 190 ml / kg / day.	
	oral demand feeds.	
	KMC	
	Asanati, Vit P3, Vit K (CBM).	
	S/O charting	
	Vitals monitoring	
	→ Add ossapan-D	

Dr. Vishal

Noted by
 Sheryl
 1/6/26

J. K. K. (Signature)
 1/6/26




(10)

PROGRESS NOTES AND DOCTOR'S ORDER

Date & Time	Progress Notes	Doctor's Order
16- Dm	S/S Residual	
	- no Acute events; no further vomiting,	
	- CR < 30	
	- CEA good	
	LUS SIC ⊕	
	M BAE ⊕	
	PA sup	
	CRS no fvd.	
	added dropper.	
	plan.	
	- CR; w/ A Amex, feed intolerance	

PROGRESS NOTES AND DOCTOR'S ORDER

Date & Time	Progress Notes	Doctor's Order
21/6/26 8 AM	Day 11 / VPA (31+5) → 33+ Female / NN & B	2wks PMA / DCDA-2 / AGA 1.66kg
	ISSUES: None	
	T-Wt - 1.50kg (↓ 50g)	NORMAL HEAR
	TL - 29" / 11.5	SV @ PD
	UIO - 2.8cc/kg/hr	CVS 4.5 (⊕)
	SL - 6.6 mcs	CL/A - AGA
	CPBS - 9 mg/dl	RS - BA (⊕)
		PLA - SOFT
	<u>Plan</u>	
	Target SpO ₂ > 90%	
	Target MAP > 32	
	TV - 190 ml/kg/day	
	oral demand feeds OK feeds - NIC	26ml x 2hly. - Night Morning - oral demand feeds.
	RESURON, VLP3, HMF (EBM)	
	- O ₂ Sat - D	
	- TL change	
	- Vitals monitoring	
	Noted by Shravya 26/6/26 @ 11:00 PM	
		 10:50 AM

VH-00205204 IP-00060080
 Baby B/O K SUPRIYA TWIN-2
 22-05-2026 0 Y 0 M 6 D (F)
 Dr. SURENDER RAO DUSA




11

PROGRESS NOTES AND DOCTOR'S ORDER

Date & Time	Progress Notes	Doctor's Order
16/25	Baby seen.	
6pm	taking & tolerating feed well	
	Passing urine & stool. Regain	
	Child Active.	
		Adv
		- W/A not gain feed intolerant
		- CST
	noted by delha 2/6/26 @ 6:10pm	
		D Vishal



PROGRESS NOTES AND DOCTOR'S ORDER

Date & Time	Progress Notes	Doctor's Order
3/6/26 9:50 AM	Day 12 / VPT (31+5) → 33+3 WMS PMA/DCDA-2 / AGA 11.66g Female / NNTB	
	<u>Issues</u> :- None	
	Wt - 1.53 kg (T 30g)	NO MOLEKULRE
	TI - 29.1 / 115	SVQ RA
	UIO - 2.8 cc/kg/hr	CVS - 9.52 ⊕
	SI - 6 hms	CI/A - Good
	GRBS - 87 mg/dl	IRS - BAE ⊕
		PA - soft
	<u>Plan</u> :-	
	Target SpO ₂ > 90%	
	Target MAP > 32	
	TV - 190 ml/kg/day	
	OH feeds - oral demand feeds - morning, OG feeds - 26 ml x 2h KMC.	night
	- Resurole, v'bdz, HMF (CBM)	
	- ossopm-D	
CHOP	- F10 chorb'ng	
	- vitals monitoring	
	Noted by Shruti 3/6/26 @ 11 AM.	 3/6/26 - 10:30 AM



12

PROGRESS NOTES AND DOCTOR'S ORDER

Date & Time	Progress Notes	Doctor's Order
4/6/26 8 AM	Day 13 / VPT (31+5) → 3344wts PMA / DCDA - 2. Female / Nrv+BS.	AGA / 1.6619.
	Issues - Nil	
	TW - 1.52 Kg (↓ 109ms) I/O - 253 / 110 ml UO - 2.70ml / kg / hr. S/O - 7 times CRP - 78mg/dl	Normothermic SV @ PA CVS - Sst ⊕ C/T/A - good RS - BAC ⊕ PA - soft
	Plan L - Target SpO ₂ > 90% - Target MAP > 32 - IV - 190 ml / kg / day - oral demand feeds - KMC - Resumate, Vit B ₃ , HmP (EBM) - Ossopan D - S/O charting - vitals monitoring - NB fbr.	
 Dr. Suresh	Noted by Dr. Suresh 4/6/26 @ 11 AM	 Dr. Suresh 4/6/26 10:50 AM

VIH-00205204 IP-00060080
 Baby B/O K SUPRIYA TWIN-2 (F)
 22-05-2026 0 Y 0 M 15 D
 Dr. SURENDER RAO DUSA

PROGRESS NOTES AND DOCTOR'S ORDER

Date & Time	Progress Notes	Doctor's Order
4/6 4:20	S/B Resident ←	
	- no acute events	
	- CRT < 3hr	
	- C/A good	
	- CUS - 11g ⊕	
	in 3hr ⊕	
	- feeding - well - no other	
	plan	
	- comb care	
	- NP2 TLM	
	- CRT	
	Dr. Suresh	



18

PROGRESS NOTES AND DOCTOR'S ORDER


Date & Time	Progress Notes	Doctor's Order
7/6/26	day 14 of NPT / 31 st / 33 rd w/ PMA / DCPA - 2 / ACPA / 1.66 kg / P / NKB.	
	<u>Issues</u> - poor wt gain	
	wt - 1.58 (130g)	Normothermic
	ILO - 290/113	RA
	VLO - 3	Chest - BAE ⊕
	SLO - 2	CNS - TIA/R ACPA
	CNS -	CNS - SIS ⊕
		PIA - soft, BS ⊕.
	Adv - Target SpO ₂ > 90%, MAP > 32.	
	W @ 200 ml/kg/day.	
	oral demand feeds. keep -	
	none	
	Trace NP2.	
	Check glucose in some samples.	
	c/s care	
	Plan to stop	
	Kold essepan-D. (high calcium & phosph) → ↓ dose - 1.5ml TID	

Noted by
 Sr. Jhand

Dr. S. S. S.
 7/6/26
 10:50 AM



PROGRESS NOTES AND DOCTOR'S ORDER

Date & Time	Progress Notes	Doctor's Order
5/6/26 11:30 AM	<p style="text-align: center;"><u>Shifting notes</u></p> <p>Day 14 / VPT (31+5) → 33^{W5} wk PMA / DCDA-2 / AGA 11.66y</p> <p>F / NN HB</p> <p>Issues: Nil</p> <p><u>Plan:</u></p> <ul style="list-style-type: none"> - Target SpO₂ > 90%, MAP > 33 - TV @ 200ml/kg/day - Oral demand feeds - RMC - OAE, Vaccination in plan - SyP ossoren-D, Zincvit, NAO MF - Vit D3 drops 	
5/6/26 11:30 AM	<p style="font-size: 2em; transform: rotate(-45deg);"> Noted by Bhavya 5/6/26 </p>	
		

VIH-00205204 IP-00060080
 Baby B/O K SUPRIYA TWIN-2
 22-05-2026 0 Y 0 M 14 D (F)
 Dr. SURENDER RAO DUSA

PROGRESS NOTES AND DOCTOR'S ORDER

Date & Time	Progress Notes	Doctor's Order
6/6/26 9:00 AM	<p><u>C/S/B Resident</u></p> <p>Day 15 / VPT (31+5) → 33+6 wks pMA / DCDA-2 / A2A / 1.66kg / female / MNAB.</p>	
TW: 1.560kg (↑ 40gms)	<p><u>O/E</u></p> <p>Child Alert vitals stable.</p> <p>CV: S1S2 ⊕ M: B/LA ⊕ PLA: soft CML: NAD</p>	
Taking 20-30ml of feeds and haly.	<p>Maintain sat @ RA - (93-94%)</p>	<p><u>Plan</u></p> <ul style="list-style-type: none"> - Target sat > 90% - MAP > 32. - Target - Oral demand feeds - KMC - Syp. Omeprazole-D - Syp. Zincovit - Vit D3 Drops.
Dr. Prakash		
Noted by Deepika 6/6/26	<p>Dr. Surender Rao 6/6/26 / 10:50 AM</p>	<p>P/L TM. H on Tuesday H on Tuesday</p>



PROGRESS NOTES AND DOCTOR'S ORDER

Date & Time	Progress Notes	Doctor's Order
8/6/26	C/S/B Resident	
5:00pm	Day 15	
	VPT (31+5 wks) → 33+6 wks pMA	DNA →
	AUA) 1.66 kg female NPHB.	
	O/E	
	Child Alert	
	Vital stable	
	CV: S1 (A)	
	M: B1A (A)	
	P/A: R/T	
	CNC: NAD.	
		Plan
		- Target sat > 90%.
		- MAP > 32
		- Oral breast feeds
		- KMC
		- UT
		- D/C tm.
		Fly on Tuesday
		- NPT ently
		- Vaccines: OAC ently.
	wrote by Aneel Kaur 08/06/26 @ 8pm	

VIH-00205204 IP-00060080
 Baby B/O K SUPRIYA TWIN-2
 22-05-2026 0 Y 0 M 14 D (F)
 Dr. SURENDER RAO DUSA

Ref No. F/INPR/19

Patient Name :



NURSES ASSESSMENT CHART



I.P. No

Date : 5/6/26 Diagnosis : PT-31 + 5 wks Weight : Chart No. : 15

Guide	Time	8	9	10	11	12	13	14	15	16	17	18	19	20	21	22	23	24	1	2	3	4	5	6	7	
COLOUR CODE	200																									
	210																									
RED - PULSE	200	158	156	152	161	154	148	154	140	149																
BLACK - RESP	105	190																								
GREEN - TEMP	104	180																								
BLUE - NIBP	103	170																								
	102	160																								
	101	150																								
A- ALERT	100	140																								
V-VOICE	99	130	98.6	98.6	98.6	98.6	98.6	26.5	36.5	36.5	26.5															
P-PAIN	98	120																								
U-UNRESPONSIVE	97	110																								
	96	100																								
VERBAL	95	90																								
5-ORIENTED	80																									
4-CONFUSED	70																									
3-IN APPROPRIATE WORDS	60																									
2-INCOMPREHENSIBLE SOUND	50																									
1-NONE	40																									
MOTOR	35																									
6-OBEYS	30																									
5-LOCALISES PAIN	28																									
4-WITHDRAWS	26																									
3-FLECTION	24																									
2-EXTENSION	22																									
1-NONE	20																									
	18																									
	16	52	38	38	42	46	30	30	45	50																
	14																									
	12																									
	10																									
O2																										
SPO2											100	98	96	100	100	99	100	100	95							
RBS																										
SUCTION																										
PHYSIOTHERAPY																										
AVPU											A	A	A	A	A	A	A	A	A	A	A	A	A	A	A	

Signature of the Nurse : Jhu


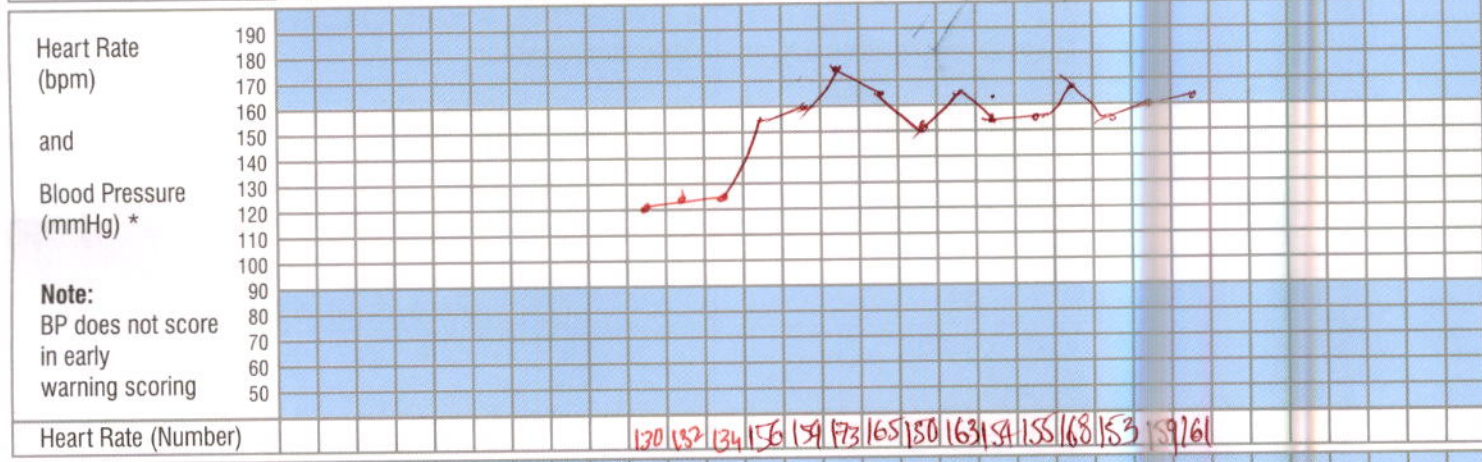
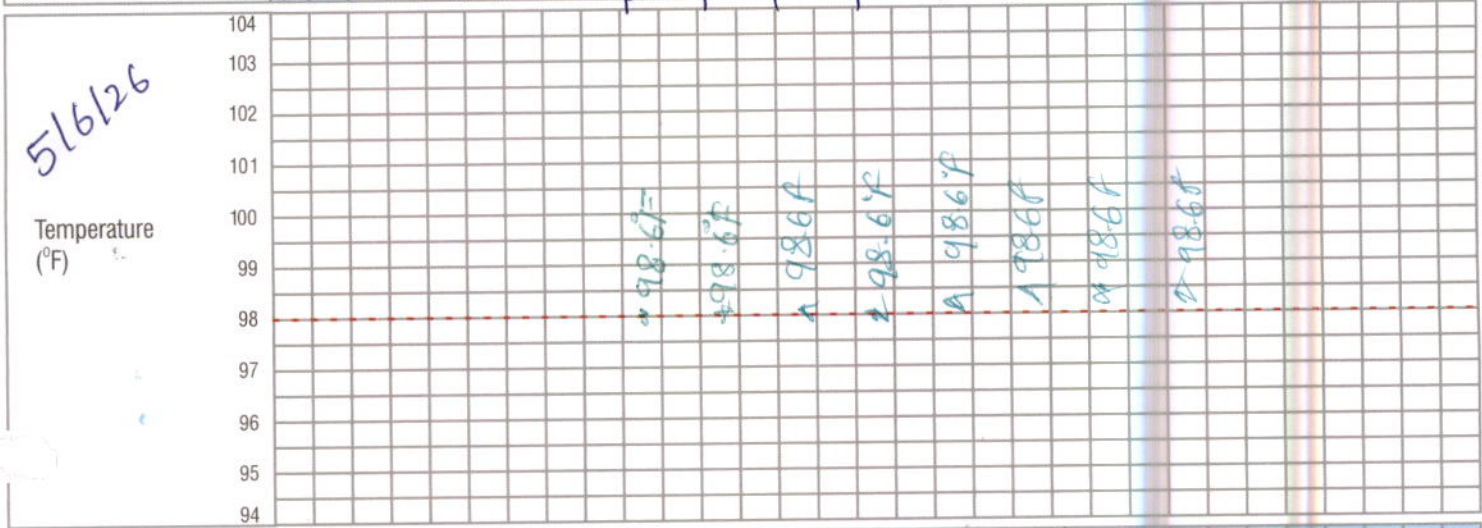
Morning Shift : Jhanni 5/6/26

Evening Shift : Bhaxay 5/6/26

Night Shift :

EARLY WARNING SCORE: CHILDREN'S UNIT

Date:	Time:	5	7	9	11	1	3	5	7
Doctor/Nurse/Family Concern?		pm	pm	pm	pm	am	am	am	am



Resp Distress	Mod/ Severe None / Mild	N	N	N	N	N	N	N	N	N	N	N	N	
Receiving O ₂	O ₂ Saturations (%)	97	96	98	94	99	98	99	99	98	96	99	100	99
Conscious Level	Normal Altered	N	N	N	N	N	N	N	N	N	N	N	N	N
GCS *		15	15	15	15	15	15	15	15	15	15	15	15	15
TOTAL SCORE	Number of shaded boxes	0	0	0	0	0	0	0	0	0	0	0	0	0
Pain Score		0	0	0	0	0	0	0	0	0	0	0	0	0
Observer's Initials		M	M	N	N	N	N	N	N	N	N	N	N	N

ACTIONS	Score 1	: Continue normal observation by staff nurse
	Score 2	: Shift in charge nurse to be informed and continue hourly observations
	Score 3	: Shift in charge AND ER doctor/Floor Registrar to see and half hourly to hourly Observation to continue.
	Score 4	: Shift in charge AND treating consultant(till 8 PM) or On call night duty consultant to see
	Score 5 & 6	: Shift incharge and PICU /NICU fellow or PICU/NICU consultant to be informed

* NB: If GCS is below 12 or the Oxygen requirement is >3 Lit./min. , then irrespective of rest of the score, the Nurse MUST inform the PICU team.



CHILDREN'S OBSERVATION and EARLY WARNING SCORING TOOL

INSTRUCTIONS:

- The paediatric Early Warning Score i) seeks to identify the abnormal physiological finding seen during serious childhood illnesses and ii) offers a method to interpret such physiological derangements with clearly defined actions, ensuring that suitably experienced staff are involved with the care of the sickest children.
- The Early Warning Score does not replace clinical experience and acumen and should not be relied upon for such purpose.
- 6 clinical parameters are assessed and recorded as part of the child's routine clinical observation, providing a Early Warning Score between 0-6 (Higher Early Warning Score are seen in sicker children)
- Detailed actions are described according to increasing Early Warning Score.
- Some children with complex medical needs e.g. cyanotic heart disease may require modification to their trigger thresholds/ action plan- this should follow discussion with senior colleagues.
- Any Early Warning Score of 3 or above should be recorded below with details of any subsequent action initiated

Record Details when EARLY WARNING SCORE > 3			Record Time of Review and Plan		
Date	Time	Early Warning Score	Date	Time	Name

- If at any time additional help is required, call help – regardless of the Early Warning Score!
- Following a Early Warning Score assessment, senior help may be required

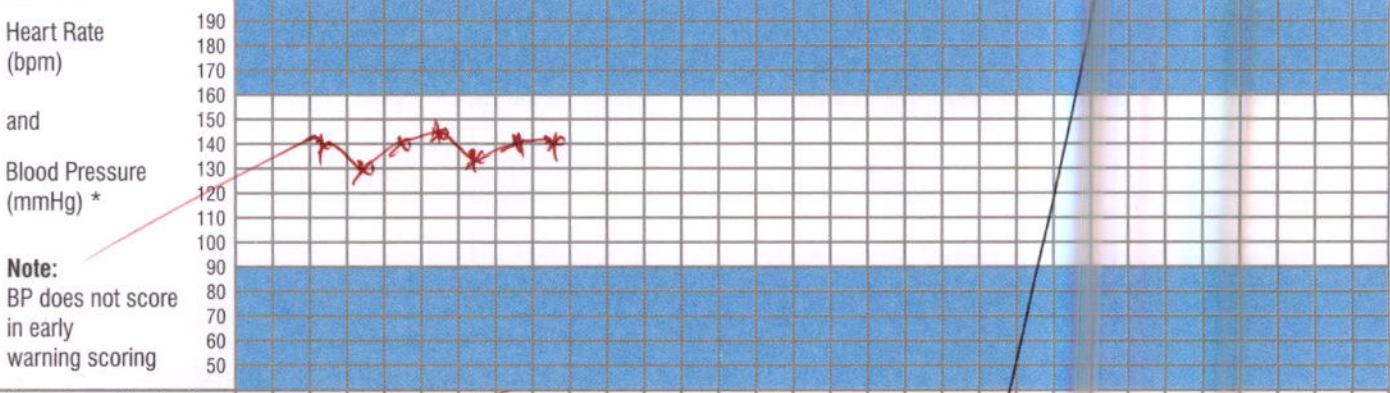
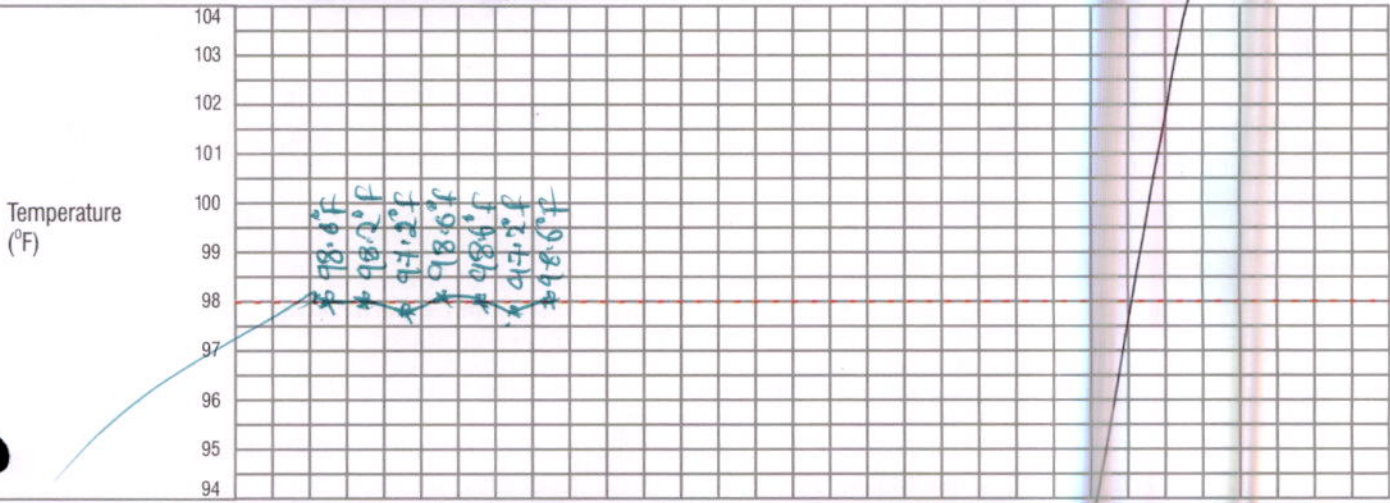
The SBAR communication tool (situation, background, assessment, recommendations) is a helpful mnemonic that can be used to describe a child's clinical condition to a colleague.

I	IDENTITY: I am (name), a nurse on ward (X). I am calling about (child X)
S	SITUATION : I am calling because I am concerned that ... (e.g. BP is low/high, pulse is XXX, Temperature is XX, Early Warning Score is XX)
B	BACK GROUND : Child (X) was admitted on (XX date) with (e.g. respiratory infection). They have had (X operation/ procedure/ investigation). Child (X)'s condition has changed in the last (XX mins). Their last set of observations were (XXX). The child's normal condition is ... (e.g. alert/ drowsy/ confused, pain free)
A	ASSESSMENT : I think the problem is (XXX) and I have ... (e.g. given O2/ analgesia, stopped the infusion), OR I am not sure what the problem is but child (X) is deteriorating, OR I don't know what's wrong but I am really worried.
R	RECOMMENDATION : I need you to ... come to see the child in the next (XX mins) AND I s there anything I need to do in the meantime ? (e.g. stop the fluid/ repeat observation)


EARLY WARNING SCORE: CHILDREN'S UNIT

Date: 8/6/26 Time: 8 9 10 11 PM P

Doctor/Nurse/Family Concern? AM AM AM AM PM PM PM



Heart Rate (Number) 140 130 142 145 140 146



Resp Rate (Number) 40 42 40 44 40 46

Resp Distress Mod/ Severe None / Mild N N N N N N

Receiving O₂ (l/min) O₂ Saturations (%) 99% 99% 99% 98% 99% 99%

Conscious Level Normal Altered N N N N N N

GCS * - - - - - -

TOTAL SCORE
 Number of shaded boxes 0 0 0 0 0 0
 Pain Score 0 0 0 0 0 0
 Observer's Initials DD DD DD DD

ACTIONS
 NB: Scores 3 should be recorded overleaf

- Score 1 : Continue normal observation by staff nurse
- Score 2 : Shift in charge nurse to be informed and continue hourly observations
- Score 3 : Shift in charge AND ER doctor/Floor Registrar to see and half hourly to hourly Observation to continue.
- Score 4 : Shift in charge AND treating consultant(till 8 PM) or On call night duty consultant to see
- Score 5 & 6 : Shift incharge and PICU /NICU fellow or PICU/NICU consultant to be informed

* NB: If GCS is below 12 or the Oxygen requirement is >3 Lit./min. , then irrespective of rest of the score, the Nurse MUST inform the PICU team.

CHILDREN'S OBSERVATION and EARLY WARNING SCORING TOOL

INSTRUCTIONS:

- The paediatric Early Warning Score i) seeks to identify the abnormal physiological finding seen during serious childhood illnesses and ii) offers a method to interpret such physiological derangements with clearly defined actions, ensuring that suitably experienced staff are involved with the care of the sickest children.
- The Early Warning Score does not replace clinical experience and acumen and should not be relied upon for such purpose.
- 6 clinical parameters are assessed and recorded as part of the child's routine clinical observation, providing a Early Warning Score between 0-6 (Higher Early Warning Score are seen in sicker children)
- Detailed actions are described according to increasing Early Warning Score.
- Some children with complex medical needs e.g. cyanotic heart disease may require modification to their trigger thresholds/ action plan- this should follow discussion with senior colleagues.
- Any Early Warning Score of 3 or above should be recorded below with details of any subsequent action initiated

Record Details when EARLY WARNING SCORE > 3			Record Time of Review and Plan		
Date	Time	Early Warning Score	Date	Time	Name

- If at any time additional help is required, call help – regardless of the Early Warning Score!
- Following a Early Warning Score assessment, senior help may be required

The SBAR communication tool (situation, background, assessment, recommendations) is a helpful mnemonic that can be used to describe a child's clinical condition to a colleague.

I	IDENTITY: I am (name), a nurse on ward (X). I am calling about (child X)
S	SITUATION : I am calling because I am concerned that ... (e.g. BP is low/high, pulse is XXX, Temperature is XX, Early Warning Score is XX)
B	BACK GROUND : Child (X) was admitted on (XX date) with (e.g. respiratory infection). They have had (X operation/ procedure/ investigation). Child (X)'s condition has changed in the last (XX mins). Their last set of observations were (XXX). The child's normal condition is ... (e.g. alert/ drowsy/ confused, pain free)
A	ASSESSMENT : I think the problem is (XXX) and I have ...(e.g. given O2/ analgesia, stopped the infusion), OR I am not sure what the problem is but child (X) is deteriorating, OR I don't know what's wrong but I am really worried.
R	RECOMMENDATION : I need you to ... come to see the child in the next (XX mins) AND I s there anything I need to do in the meantime ? (e.g. stop the fluid/ repeat observation)



FLUID CHART

Sheet No. : 15

5/6/26

- All measurements in ml.
- Add up each column separately. Make additions across the page to obtain 24 hrs. total of intake and output.

Date	Time	Nature of Fluid	Intake			Output					IV Site Thrombophlebitis Score	Sign. Nurse	
			Mouth	I.V	N.G	NG	Diarrhoea	Vomit	Drainage	Urine			
	08:00 am	Aptamil 30ml	30ml										
	09:00 am												
	10:00 am	Aptamil 30ml	30ml							15ml			
	11:00 am												
	12:00 pm	Aptamil 30ml	30ml										
	01:00 pm												
Total Intake : 90ml						Total Output :					20ml		
	02:00 pm	Aptamil 30ml	30ml										
	03:00 pm												
	04:00 pm	Aptamil 30ml	30ml							✓			
	05:00 pm												
	06:00 pm	Aptamil 30ml	30ml										
	07:00 pm									✓			
Total Intake : 90ml						Total Output :							
	08:00 pm	Aptamil 25ml	25ml										
	09:00 pm												
	10:00 pm	Aptamil 25ml	25ml							2			
	11:00 pm												
	12:00 am	Aptamil 20ml	20ml										
	01:00 am									2			
Total Intake : 70ml						Total Output :							
	02:00 am	Aptamil 25ml	25ml										
	03:00 am												
	04:00 am	Aptamil 25ml	25ml							✓			
	05:00 am												
	06:00 am	Aptamil 30ml	30ml							✓			
	07:00 am												
Total Intake : 80ml ⇒ 330ml						Total Output :					passed		

Total 24 hrs. Intake 217.1cc/kg/day

Total 24 hrs. Output

VIH-00205204 IP-00060080
 Baby B/O K SUPRIYA TWIN-2
 22-05-2026 0 Y 0 M 14 D (F)
 Dr. SURENDER RAO DUSA



FLUID CHART

Sheet No. :

- All measurements in ml.
- Add up each column separately. Make additions across the page to obtain 24 hrs. total of intake and output.

Date	Time	Nature of Fluid	Intake			Output					IV Site Thrombophlebitis Score	Sign. Nurse	
			Mouth	I.V	N.G	NG	Diarrhoea	Vomit	Drainage	Urine			
6/6/26	08:00 am	Aptani	25ml									Deepika 6/6/26 @ 2pm	
	09:00 am												
	10:00 am	Aptani	30ml										
	11:00 am												
	12:00 pm	Aptani	25ml										
	01:00 pm												
Total Intake :						Total Output :							
	02:00 pm												
	03:00 pm												
	04:00 pm												
	05:00 pm												
	06:00 pm												
	07:00 pm												
Total Intake :						Total Output :							
	08:00 pm												
	09:00 pm												
	10:00 pm												
	11:00 pm												
	12:00 am												
	01:00 am												
Total Intake :						Total Output :							
	02:00 am												
	03:00 am												
	04:00 am												
	05:00 am												
	06:00 am												
	07:00 am												
Total Intake :						Total Output :							
Total 24 hrs. Intake						Total 24 hrs. Output							

MH-00205204 IP-00060080
Baby B/O K SUPRIYA TWIN-2 (F)
12-05-2026 0 Y 0 M 3 D
Dr. SURENDER RAO DUSA

Ref. No. : F / HW/CONS.F/INPR / 01

CONSULTATION FORM

Rainbow Children's Hospital
It takes a lot to treat the little.



Doctor Name : Dr. Mustafa Kamil
Date : 25/05/2026 Hour : 12:00 PM

Hospital : 25/05/2026

Type of Referral : Emergency (within one hr.)
 Urgent (within 6 hrs.) Non Urgent (within 24 hrs.)

Referred for : Opinion Co-Management
 Transfer of care

Date : 25/5 Time : 12 PM By : _____

Reason for Consultant : If for concurrent care specify the particular need, especially in the absence of a second diagnosis:

Signature: _____ M.D.

Report of Findings and Recommendations :

DS
31st week

6-CMO (Revised)
Small PPH / U-say found
PHO

Dr
- Rpt after 6 weeks 100%

Signature

Consultant : _____
Name : _____ Signature : _____ Date & Time : 25/5/2026 12 PM

NOTE : If more space is required use another consultation sheet as continuation

**CONSENT FOR ADMISSION
IN NEONATAL INTENSIVE CARE UNIT**



Name: B/o. Supriya Twin-2 Age: 1/13 Gender: Male Female

UHID.No: 105204 Date: 22/5 @ 3pm

I Sai Laxmanand. D S/o, D/o, W/o D. Dayanand hereby

declare that our patient Mr. / Ms. Supriya who is related to me as Daughter is getting admitted in the Neonatal Intensive Care Unit of Rainbow Children's Hospital on 22/5/2011

The doctors have explained to me in a language understood by me that my child has following health related issues :
.....
.....
.....

The doctors have clearly explained to me that my patient B/o Supriya during his / her stay in the Neonatal Intensive Care Unit may undergo various medical and surgical procedures like airway management, mechanical ventilation, Umbilical Artery Catheter, Umbilical Vein and Arterial Lines, Peripherally Inserted Central Catheter Line and arterial line placements, chest drain, or peritoneal drain insertion etc.

I have been told by the doctors that while performing such procedures I will be informed and a separate consent for this procedure shall be taken. However, in case of any life threatening emergency if the time is not available for taking informed consent it is implied that I give consent for various invasive procedure to save the life of my child.

I understand that a sick child in Neonatal Intensive Care Unit has life threatening medical conditions.

I understand that when a child is sick in the Neonatal Intensive Care Unit with multiple medical and surgical procedures performed upon him/her, there are inherent risks due to these high risk procedures, and high risk medications, in the form of infections, bleeding, air leaks, skin and other tissue damage etc.

I give my consent to the team of doctors to go ahead and admit the child B/o Supriya in the Neonatal Intensive Care Unit fully understanding the associated risk, benefits and alternatives involved from various procedures, high risk medications and infections in the Neonatal Intensive Care Unit and treat him/her with all necessary means.

The doctors have explained to me in the language best understood to me.

Patient Attendant :
Signature : [Signature]
Name : Sai Laxmanand D
Relationship with Patient: Father
Date & Time : 22/5 @ 3pm

Witness :
Signature : [Signature]
Name : Sr. Hanifa
Date & Time : 22/5 @ 3pm

Doctor (who is taking the consent) :
Signature : [Signature]
Name : D. Vithal
Date & Time : 22/5 @ 3pm

**నవజాత శిశువుల ఇంటర్నల్ కేర్ యూనిట్
(ఎన్.ఐ.సి.యూ) సమ్మతి పత్రం**



రోగి పేరు వయస్సు..... లింగం పు క్రి

యు.హెచ్.ఐ.డి.....

నేను..... బి.....

అనే బాలుడు / బాలిక యొక్క బికిత్త మేరకు రేయిస్ట్రీ బిల్డ్ ఆసుపత్రిలోని నవజాత శిశువుల ఇంటర్నల్ కేర్ యూనిట్లో తేదీ

..... నాడు పూర్తి సమ్మతితో చేర్చితిని. మా బాలుడి / బాలికలో. ఈ క్రింద తెలిపిన ఆరోగ్య సమస్యల గురించి వైద్య నిపుణుడు నాకు అర్థమగు భాషలో వివరించితిరి.

నవజాత శిశువుల ఇంటర్నల్ కేర్ యూనిట్ లో మా పాప / బాబుకు వైద్య పరంగా అవసరమగు అన్ని రకాల బికిత్త విధానాలకు మరియు ప్రక్రియలను (ఉదా కృత్రిమ శ్వాస వెంటిలేటర్, ధమని మార్గం, సింట్రిల్ లైన్ చెస్ట్ డ్రైయిన్, పెరిటోనియల్ డ్రైయిన్ ఇంసర్జన్ వంటి ప్రక్రియలను డాక్టరు గారు నాకు అర్థమగు భాషలో వివరించారు.

అటువంటి ప్రక్రియలు చేస్తున్నప్పుడు నాకు సమాచారం ఇవ్వబడుతుందని మరియు దీనికి ప్రత్యేక సమ్మతి ఉంటుందని వైద్యులు నాకు చెప్పారు ఏదేమైనప్పటికీ, సైన్ తెలుపబడిన శస్త్ర ప్రక్రియలు చేసేముందు సమ్మతి తీసుకునే వీలు లేని చో విదైనా ప్రాణాంతక అత్యవసర పరిస్థితులు ఏర్పడినప్పుడు మా బాలుడు / బాలికను కాపాడుటకు అవసరమైన వైద్య శస్త్ర ప్రక్రియలు మా సమ్మతి లేకుండానే చేయవచ్చని నేను సమ్మతిస్తున్నాను.

ఆరోగ్య సమస్యలతో బాధపడుతున్న మా బాలుడికి / బాలికకు రుగ్మతలచే ప్రాణహాని కలుగవచ్చిన నాకు వైద్యుడు అర్థమగు భాషలో వివరించితిరి

మా బాలుడు / బాలిక నవజాత శిశువు ఇంటర్నల్ కేర్ యూనిట్ లో ఉన్నప్పుడు ఎన్నో విధాల వైద్య మరియు శస్త్ర ప్రక్రియలు ఇంకా వివిధ బికిత్త విధానాలు అవసరం పడతాయని మరియు వాటివల్ల దుష్పరిణామాలు కలగవచ్చని అర్థం చేసుకున్నాను. ఆ పరిణామాలు ఎటువంటివి అనగా నష్టాలు మరియు అధిక ప్రమాదకరమైన మందుల రూపంలో అంటువ్యాధులు, రక్తస్రావం, శ్వాసపరమైన సమస్యలు, చర్మం మరియు ఇతర కణజాల నష్టం మొదలైనవి కలగవచ్చు.

మా బాలుడిని/బాలికను అడ్మిట్ చేయుటకు మరియు ఎన్.ఐ.సి.యూ. లో ఉన్నప్పుడు జరుగు బికిత్త విధానాలు మరియు శస్త్ర ప్రక్రియలు వలన కలిగే అపాయాలను నేను అంగీకరిస్తున్నాను. మా పేషెంట్ ను తగిన విధంగా బికిత్త వేయడానికి వైద్యునికి నూపూర్తి అంగీకారం తెలియజేస్తున్నాను. వైద్యుడు నాకు అర్థమగు భాషలో అంతా వివరించారు.

మా బాలుడు / బాలిక..... ను ఇన్ టెన్సివ్ కేర్ యూనిట్ (ఎన్.ఐ.సి.యూ) లో చేర్చుకొని అవసరమయ్యే వైద్యం చేయుటకు నేను వైద్య బృందానికి నా సమ్మతి ధృవపరుస్తున్నాను.

సహాయకుడు(అటెండెంట్) సాక్షి

సంతకము సంతకము

పేరు పేరు

వైద్యుడు (ఎవరైతే సమ్మతి తీసుకుంటున్నారో) తేదీ మరియు సమయము

సంతకము

పేరు

Aptamil Preterm



CONSENT FOR FORMULA FEEDS

Patient Name : Blo Supriya Age : NLB Gender : Male Female

UHID No : 205204 Reg. No. : 60080 Department : NICU Date : 22/5/26

I Mr / Mrs. : D. Sai Laxmanand aged 37 years, hereby declare that I have


admitted my son / daughter in the Neonatal Intensive Care Unit of Rainbow Children's Hospital, Hyderabad on

..... I hereby give consent for formula feed for my child. Doctors have explained me about the formula feeding benefits, risks, alternatives in the language I best understand.

Patient Attendant :
Signature : [Signature]
Name : Sai Laxmanand . D
Relationship with Patient : Father
Date & Time : 22/5/26 @ 10:00PM.

Witness :
Signature : [Signature]
Name : Shruti
Date & Time : 22/5/26 @ 10 PM.

Doctor (who is taking the consent) :
Signature : [Signature]
Name : D Vishal
Date & Time : 22/5/26 @ 10PM



డబ్బా పాలు పట్టించుటకు సమ్మతి పత్రం

రోగి పేరు : వయస్సు లింగం పు స్త్రీ

యు.పెచ్.ఐ.డి. రిజిస్ట్రేషన్ నెం.: విభాగము

తేదీ

నేను శ్రీ/శ్రీమతి వయస్సు సంవత్సరాలు

నా కుమార్తె/కుమారుడు రెయిన్ఫో ఆసుపత్రిలో నవజాత శిశువుల ఇంటెన్సివ్ కేర్ లో అడ్మిట్ చేసినాము మరియు (ఫార్ములా ఫీడ్) డబ్బా పాలు పట్టించుటకు నా పూర్తి అంగీకారం తెలుపుచున్నాను. డాక్టర్లు డబ్బా పాలు త్రాగించడం వల్ల కలుగు ఉపయోగాలు, ప్రత్యామ్నాయాలు, మరియు నష్టాలు గురించి నాకు అర్థమైన భాషలో వివరించారు.

సహాయకుడు(అటెండెంట్)
సంతకము
పేరు

సాక్షి
సంతకము
పేరు
తేదీ మరియు సమయము

వైద్యుడు (ఎవరైతే సమ్మతి తీసుకుంటున్నారో)
సంతకము
పేరు

MEDICATION RECONCILIATION FORM

Drug Allergies: N/A Not known any Drug Allergies

Medication Reconciliation will be done at the time of admission and also whenever there is change in the treating team or shifting from one unit to another unit.

(Example: at the time of admission shifting from ICU to Ward, or Ward to ICUs)

Shifting From: NICU Shifted to: 1st Floor 110

S.No	MEDICATION NAME (GENERIC NAME CAPITAL LETTERS)	DOSE (mg, mcg)	ROUTE (PO, NG, SC, IV)	FREQUENCY	LAST DOSE Date / Time	ON ADMISSION / SHIFTING
1	RESONATE SACNET	1 SACNET	P/O	TWICE DAILY		<input type="checkbox"/> C <input type="checkbox"/> DC
2	VITAMIN - D ₃ DROPS	0.5ML	P/O	ONCE DAILY		<input type="checkbox"/> C <input type="checkbox"/> DC
3	SYP. OSOPAN-D	1.5ML	P/O	8th HOURLY		<input type="checkbox"/> C <input type="checkbox"/> DC
4	ZINLOVIT DROPS	0.5ML	P/O	ONCE DAILY		<input type="checkbox"/> C <input type="checkbox"/> DC
5						<input type="checkbox"/> C <input type="checkbox"/> DC
6						<input type="checkbox"/> C <input type="checkbox"/> DC
7						<input type="checkbox"/> C <input type="checkbox"/> DC
8						<input type="checkbox"/> C <input type="checkbox"/> DC
9						<input type="checkbox"/> C <input type="checkbox"/> DC
10						<input type="checkbox"/> C <input type="checkbox"/> DC

* C- Continue, DC - Discontinue

MEDICATION HISTORY RECORDED / VERIFIED BY

Doctor Name & Signature: Dr. Prathapasha

Date & Time: 5/6/26 3pm

Nurse Name & Signature: Bhavani

Date & Time: 5/6/26 3pm



DRUG CHART

Date of Admission: 22/5/26 Drug Allergies: Not known any Drug Allergies

FOR THE SAFETY OF THE PATIENT

- GENERAL** - Ensure that all patient details are entered above. ONLY A DOCTOR SHALL WRITE MEDICATION ORDERS.
- DOCTOR** - Please use only approved abbreviations (refer to Hospital's approved list of abbreviations).
 - Use approved pharmaceutical names, BLOCK LETTERS, metric dosage. English instructions.
 - Any changes in drug therapy must be ordered by a NEW PRESCRIPTION. Do not alter existing instructions.
 - Discontinue a drug by drawing a line **I** through it and a similar line through subsequent recording panels.
 - The date and time of stopping the drug along with the doctors name and sign must be mentioned.
 - Only one chart should be in use at any one time. When the chart is full, a new supplement can be kept within this drug sheet folder.
- NURSES** - Nurses must follow strictly the FIVE RIGHTS before administration of medication.
 1) Right Patient 2) Right Drug 3) Right Dosage 4) Right Route 5) Right Time
 - AVOID TAKING VERBAL ORDERS. NO VERBAL ORDERS FOR HIGH RISK/HIGH ALERT MEDICINES (EXCEPT FIRST DOSE OF EPINEPHRINE DURING CPR). Follow Hospitals's Verbal Order Policy.

SOS / PRN (As Required Medication)

DRUG :				Date Time															
Dose	Route	Frequency	Start Date																
Doctor's Signature		Valid Period	Pharm.																
Additional Instructions:																			

DRUG :				Date Time															
Dose	Route	Frequency	Start Date																
Doctor's Signature		Valid Period	Pharm.																
Additional Instructions:																			

DRUG :				Date Time															
Dose	Route	Frequency	Start Date																
Doctor's Signature		Valid Period	Pharm.																
Additional Instructions:																			

VERIFIED BY : Name

I.P. No. _____ Sheet No. ② Wards NICU Weight (kg) 1.5 kg

VERIFIED
Dr. S. S. Mohan

REGULAR PRESCRIPTIONS

DRUG : SUP. OSSOPAN D

Dose	Route	Frequency	Start Dt.	Date Time	1/6	2/6	3/6	4/6	5/6
2.5ml	P/O	8th mly	01/06	6 AM	X	2	2	2	2
Name & Signature of the Doctor starting the Drugs: Dr. S. S. Mohan				2	2	2	2	2	2
Additional Instructions: 5ml = 125mg				PM	2	2	2	2	2
Daily Doctor's Endorsement by a Sign.				10	2	2	2	2	2

Dr. Vishal

DRUG : SUP OSSOPAN D.

Dose	Route	Frequency	Start Dt.	Date Time	5/6	6/6
1.5ml	P/O	8th mly	5/6	6 AM	X	2
Name & Signature of the Doctor starting the Drugs: Dr. Vishal				2	2	2
Additional Instructions: 5ml = 125mg				10	2	2
Daily Doctor's Endorsement by a Sign.						

DRUG : REUNATE SACHET

Dose	Route	Frequency	Start Dt.	Date Time
SACHET	OG	TWICE DAILY	6/6	
Name & Signature of the Doctor starting the Drugs: Dr. Praveen				
Additional Instructions: 1 SACHET PROBIOTIC				
Daily Doctor's Endorsement by a Sign.				

DRUG :

Dose	Route	Frequency	Start Dt.	Date Time
Name & Signature of the Doctor starting the Drugs:				
Additional Instructions:				
Daily Doctor's Endorsement by a Sign.				

17A1998 PTC029914

Patient Name :	I.P. No.	Sheet No.	Wards	Weight (kg)
----------------	----------	-----------	-------	-------------

REGULAR PRESCRIPTIONS

DRUG :				Date																		
				Time																		
Dose	Route	Frequency	Start Dt.																			
Name & Signature of the Doctor starting the Drugs:																						
Additional Instructions:																						
Daily Doctor's Endorsement by a Sign.																						

DRUG :				Date																		
				Time																		
Dose	Route	Frequency	Start Dt.																			
Name & Signature of the Doctor starting the Drugs:																						
Additional Instructions:																						
Daily Doctor's Endorsement by a Sign.																						

DRUG :				Date																		
				Time																		
Dose	Route	Frequency	Start Dt.																			
Name & Signature of the Doctor starting the Drugs:																						
Additional Instructions:																						
Daily Doctor's Endorsement by a Sign.																						

DRUG :				Date																		
				Time																		
Dose	Route	Frequency	Start Dt.																			
Name & Signature of the Doctor starting the Drugs:																						
Additional Instructions:																						
Daily Doctor's Endorsement by a Sign.																						

Patient Name :	I.P. No.	Sheet No.	Wards	Weight (kg)
----------------	----------	-----------	-------	-------------

REGULAR PRESCRIPTIONS

DRUG :				Date															
				Time															
Dose	Route	Frequency	Start Dt.																
Name & Signature of the Doctor starting the Drugs:																			
Additional Instructions:																			
Daily Doctor's Endorsement by a Sign.																			

DRUG :				Date																
				Time																
Dose	Route	Frequency	Start Dt.																	
Name & Signature of the Doctor starting the Drugs:																				
Additional Instructions:																				
Daily Doctor's Endorsement by a Sign.																				

DRUG :				Date																
				Time																
Dose	Route	Frequency	Start Dt.																	
Name & Signature of the Doctor starting the Drugs:																				
Additional Instructions:																				
Daily Doctor's Endorsement by a Sign.																				

DRUG :				Date																
				Time																
Dose	Route	Frequency	Start Dt.																	
Name & Signature of the Doctor starting the Drugs:																				
Additional Instructions:																				
Daily Doctor's Endorsement by a Sign.																				

I.V. FLUIDS CHART


Weight: 1:668 kg Ward: N114.....

Date	Time	Composition of I.V. Fluid (if infusion, mention ml/hr = Mcg/kg/min. etc)	Route	Flow Rate ml/hr	Doctor Sign	Nurse Sign	Date of Stopping	Doctor Sign	Nurse Sign
22/5	3pm	IV - 80 cc/kg day 10% Dextrose	N	5.5 ml	ef	Harj Jy Jy	23/05 @ 2pm		Sam Harj
23/5	11AM	Inj Amnoverin 1.5g/kg/day	IV	1ml	Dr	Fuji Jy Jy	24/5 10:50	Dr	Ras
23/5	23/05 2pm	IV - 100 cc/kg/day 10% Dextrose	2hr	30	L	Sam Dr	25/5 2 PM	Dr	Sam Dr
24/5	23/05 1pm	INS AMNOVERIN 2.5g/kg/day	IV	1.5	Dr	Reh Dr	25/5 2pm	Dr	Reh Jy Jy
24/5	23/05 1pm	IV - 120 cc/kg/day 10% Iso-P	IV	3.1	Dr	Reh Dr	25/5 10:00	Dr	Reh Jy Jy
25/5	10AM	IV - 140ml/kg/day 10% Iso P.	IV	7.6	Dr	Reh Jy Jy	26/5	Dr	Reh Jy Jy
25/5	9pm	Inj Amnoverin 3g/kg/day	IV	2.0	Dr	Reh Jy Jy	26/5	Dr	Reh Jy Jy

Signature:
 23/5/26
 23/5/26
 24/5/26
 24/5/26
 25/5/26
 25/5/26



NURSES ASSESSMENT CHART



I.P. No

Date: 31/5/26 Diagnosis: PT - 31 + 5 weeks Weight: 1.53 Chart No.: 10

Guide	Time	8	9	10	11	12	13	14	15	16	17	18	19	20	21	22	23	24	1	2	3	4	5	6	7	
COLOUR CODE	200																									
	210																									
RED - PULSE	200																									
BLACK - RESP	105	190	139	145	147	147	149	158	162	156	174	162	150	160	165	159	155	148	154	145	141	146	164	152	145	141
GREEN - TEMP	104	180																								
BLUE - NIBP	103	170																								
	102	160																								
	101	150																								
A- ALERT	100	140																								
V-VOICE	99	130	98.6	98.6	98.6	98.6	98.6	98.6	98.6	98.6	98.6	98.6	98.6	98.6	98.6	98.6	98.6	98.6	98.6	98.6	98.6	98.6	98.6	98.6	98.6	98.6
P-PAIN	98	120																								
U-UNRESPONSIVE	97	110																								
	96	100																								
VERBAL	95	90																								
5-ORIENTED	80																									
4-CONFUSED	70																									
3-IN APPROPRIATE WORDS	60																									
2-INCOMPREHENSIBLE SOUND	50		43	41	46	42	48	41	46	42	56	51	52	46	40	50	58	43	42	47	48	50	59	56	55	51
1-NONE	40																									
	35																									
MOTOR	30		68	85	60	56	60	58	67	71	68	61	67	57	50	69	60	71	75	74	60	61	70	99	86	84
6-OBEYS	28																									
5-LOCALISES PAIN	26		↑	↑	↑																					
4-WITHDRAWS	24																									
3-FLECTION	22		54	44	46	41	48	46	55	60	57	51	54	47	49	52	59	57	56	56	52	56	60	42	58	36
2-EXTENSION	20																									
1-NONE	18		↓	↓	↓																					
	16																									
	14		46	39	40	35	42	40	51	51	52	45	48	42	43	47	58	49	46	45	48	50	35	40	42	27
	12																									
	10																									
Q2																										
SPO2			99	98	98	94	99	100	97	100	99	100	100	100	100	99	100	96	97	99	95	94	95	98	99	
RBS			-	-	-	-	-	-	-	-	-	-	-	-	-	-	-	-	-	-	-	-	-	-	-	
SUCTION			-	-	-	-	-	-	-	-	-	-	-	-	-	-	-	-	-	-	-	-	-	-	-	
PHYSIOTHERAPY			-	-	-	-	-	-	-	-	-	-	-	-	-	-	-	-	-	-	-	-	-	-	-	
AVPU			A	A	A	A	A	A	A	A	A	A	A	A	A	A	A	A	A	A	A	A	A	A	A	

Signature of the Nurse: Sandy Morning Shift: Sandy 31/5/26 9pm Evening Shift: Sushanti 31/5/26 8pm Night Shift: Rikha 1/06/26 @ 8AM



FLUID CHART

Sheet No: 10

31/5/26

- All measurements in ml.
- Add up each column separately. Make additions across the page to obtain 24 hrs. total of intake and output.

Date	Time	Nature of Fluid	Intake			Output				IV Site Thrombophlebitis Score	Sign. Nurse		
			Mouth	LV	NG	GS	Diarrhoea	Vomit	Drainage			Urine	
	08:00 am	Aptamil				26ml	✓				15ml		
	09:00 am										0		
	10:00 am	Aptamil				26ml					0		
	11:00 am										0		
	12:00 pm	Aptamil				26ml					0		
	01:00 pm										0		
Total Intake: 78ml						Total Output: 20ml							
	02:00 pm	Aptamil				26ml					0		
	03:00 pm										0		
	04:00 pm	Aptamil				26ml					0		
	05:00 pm										0		
	06:00 pm	Aptamil				26ml	✓				0		
	07:00 pm										0		
Total Intake: 78ml						Total Output: 20ml							
	08:00 pm	Aptamil				26ml					0		
	09:00 pm										0		
	10:00 pm	Aptamil				26ml					0		
	11:00 pm										0		
	12:00 am	Aptamil				26ml	✓				0		
	01:00 am										0		
Total Intake: 78ml						Total Output: 25ml							
	02:00 am	Aptamil				26ml	✓				0		
	03:00 am										0		
	04:00 am	Aptamil				26ml					0		
	05:00 am										0		
	06:00 am	Aptamil				26ml	✓				0		
	07:00 am										0		
Total Intake: 78ml						Total Output: 25ml							
Total Intake: 78ml → 234ml						Total Output: 40ml							
Total 24 hrs. Intake						Total 24 hrs. Output							
140.9 cc/kg/day						4.3 cc/kg/day							

Ref No. F/INPR

1H-00205204

IP-00060080

Patient Name : baby B/O K SUPRIYA TWIN-2

2-05-2026 0 Y 0 M 14 D

(F)

I.P. No

Ir. SURENDER RAO DUSA

Date : 23/5/26



NURSES ASSESSMENT CHART



PT 31⁵ wky Weight : 1.80 kg Chart No. : 1

Guide	Time	8	9	10	11	12	13	14	15	16	17	18	19	20	21	22	23	24	1	2	3	4	5	6	7
COLOUR CODE	200																								
	210	124	135	160	165	120	130	140	138	142	132	141	144	137	128	135	114	142	166	142	131	133	129	128	149
RED - PULSE	200																								
BLACK - RESP	105																								
GREEN - TEMP	104																								
BLUE - NIBP	103																								
	102																								
	101																								
A- ALERT	100																								
V-VOICE	99																								
P-PAIN	98																								
U-UNRESPONSIVE	97																								
	96																								
VERBAL	95	11	26	39	24	23	14	50	32	48	51	31	37	35	45	38	46	36	20	28	48	48	37	36	37
5-ORIENTED	80																								
4-CONFUSED	70																								
3-IN APPROPRIATE WORDS	60	54	51		19	64	60	62	68	69	52	69	20	68	57	64	71	70	58	62	57	50	60	58	62
2-INCOMPREHENSIBLE SOUND	50																								
1-NONE	40																								
	35																								
MOTOR	30																								
6-OBEYS	28	41	47		24	36	51	54	51	58	52	62	51	40	50	52	61	58	46	54	44	42	49	46	54
5-LOCALISES PAIN	26																								
4-WITHDRAWS	24																								
3-FLECTION	22																								
2-EXTENSION	20																								
1-NONE	18	34	34		47	51	47	46	42	46	41	47	42	40	46	43	54	52	40	41	39	37	44	40	42
	16																								
	14																								
	12																								
	10																								
O2																									
SPO2		96	92	99	95	98	100	100	99	99	99	100	96	97	96	93	96	95	96	91	98	99	100	96	98
RBS																									
SUCTION																									
PHYSIOTHERAPY																									
AVPU		A	A	A	A	A	A	A	A	A	A	A	A	A	A	A	A	A	A	A	A	A	A	A	A

Signature of the Nurse : *Rajesh*

Morning Shift : *Rajesh*
23/5/26 @ 2pm

Evening Shift : *Sumayal*
23/5/26 @ 8pm

Night Shift : *Shanvi*
Sukshma
@ 8am

IP-00060080
 MH-00205204
 Baby B/O K SUPRIYA TWIN-2
 12-05-2026 0 Y 0 M 2 D (F)
 Dr. SURENDER RAO DUSA

NURSES ASSESSMENT CHART



Diagnosis : 31+5 wks Weight : 1.60 Chart No. : 2

Guide	Time	8	9	10	11	12	13	14	15	16	17	18	19	20	21	22	23	24	1	2	3	4	5	6	7	
COLOUR CODE	200																									
	210	158	139	144	137	149	133	135	147	153	137	140	135	142	156	146	173	159	147	169	139	157	149	152	152	
RED - PULSE	200																									
BLACK - RESP	105	190																								
GREEN - TEMP	104	180																								
BLUE - NIBP	103	170																								
	102	160																								
	101	150																								
A- ALERT	100	140																								
V-VOICE	99	130	95	96	96	96	96	96	96	96	96	96	96	96	96	96	96	96	96	96	96	96	96	96	96	
P-PAIN	98	120	98																							
U-UNRESPONSIVE	97	110																								
	96	100																								
VERBAL	95	90	44	51	42	50	43	40	33	36	25	34	42	32	40	46	47	46	47	31	43	51	51	37	61	41
5-ORIENTED	80																									
4-CONFUSED	70																									
3-IN APPROPRIATE WORDS	60																									
2-INCOMPREHENSIBLE SOUND	50																									
1-NONE	40																									
	35																									
MOTOR	30	47	46	58	46	57	56	66	39	59	58	59	62	59	58	58	58	59		53		53	50	43	49	
6-OBEYS	28																									
5-LOCALISES PAIN	26																									
4-WITHDRAWS	24																									
3-FLECTION	22																									
2-EXTENSION	20	49	37	57	38	47	49	55	33	45	47	42	48	47	43	39	43	53		44		45	40	40	34	
1-NONE	18																									
	16																									
	14																									
	12	39	39	37	31	31	33	49	30	32	40	25	42	41	35	35	32	50		29		38	34	38	27	
	10																									
O2																										
SPO2		94	93	95	90	96	100	98	99	100	99	99	100	99	99	100	100	98	99	100	96	100	100	100	100	
RBS																										
SUCTION																										
PHYSIOTHERAPY																										
AVPU		A	A	A	A	A	A	A	A	A	A	A	A	A	A	A	A	A	A	A	A	A	A	A	A	A

Signature of the Nurse : *Jyoti*

Morning Shift : *Rekha*

Evening Shift : *Sumanjit*

Night Shift : *25/5/26 8am*



NURSES ASSESSMENT CHART



I.P. No

Date : 25/5/26 Diagnosis : 31+5 wks Weight : 1.52kg Chart No. : 3

Guide	Time	8	9	10	11	12	13	14	15	16	17	18	19	20	21	22	23	24	1	2	3	4	5	6	7	
COLOUR CODE	200																									
	210																									
RED - PULSE	200	146	154	156	149	150	142	148	149	148	166	155	154	141	156	149	155	160	153	152	151	157	158	142	143	
BLACK - RESP	105	190																								
GREEN - TEMP	104	180																								
BLUE - NIBP	103	170	36.5	36.5	36.5	36.5	36.5	36.5	36.5	36.5	36.5	36.5	36.5	36.5	36.5	36.5	36.5	36.5	36.5	36.5	36.5	36.5	36.5	36.5		
	102	160																								
	101	150																								
A- ALERT	100	140																								
V-VOICE	99	130																								
P-PAIN	98	120																								
U-UNRESPONSIVE	97	110																								
	96	100																								
VERBAL	95	90	51	52	55	45	64	62	65	60	87	45	51	52	57	57	60	51	57	55	57	60	55	63	49	57
5-ORIENTED	80																									
4-CONFUSED	70																									
3-IN APPROPRIATE WORDS	60																									
2-INCOMPREHENSIBLE SOUND	50																									
1-NONE	40																									
MOTOR	35																									
6-OBEYS	30																									
5-LOCALISES PAIN	28																									
4-WITHDRAWS	26																									
3-FLECTION	24																									
2-EXTENSION	22																									
1-NONE	20																									
	18																									
	16																									
	14																									
	12																									
	10																									
O2																										
SPO2																										
RBS																										
SUCTION																										
PHYSIOTHERAPY																										
AVPU																										

Signature of the Nurse : *Sr. Jyothi*

Morning Shift : *[Signature]*

Evening Shift : *Sumanjali*
 25/05/26 @ 3pm

Night Shift : *[Signature]*
 26/5/26 8am



NURSES ASSESSMENT CHART



Date: 26/5/26 Diagnosis: PT-31+5 coks Weight: 1.53kg (110g) Chart No.: (4)

Guide	Time	8	9	10	11	12	13	14	15	16	17	18	19	20	21	22	23	24	1	2	3	4	5	6	7
COLOUR CODE	200																								
	210																								
RED - PULSE	200	142	169	164	154	156	161	158	160	152	152	145	146	149	151	157	145	161	153	173	160	148	165	157	
BLACK - RESP	105	190																							
GREEN - TEMP	104	180																							
BLUE - NIBP	103	170																							
	102	160																							
	101	150																							
A- ALERT	100	140																							
V-VOICE	99	130	26.5	26.5	26.5	26.5	26.5	26.5	26.5	26.5	26.5	26.5	26.5	26.5	26.5	26.5	26.5	26.5	26.5	26.5	26.5	26.5	26.5	26.5	26.5
P-PAIN	98	120																							
U-UNRESPONSIVE	97	110																							
	96	100																							
VERBAL	95	90																							
5-ORIENTED	80																								
4-CONFUSED	70	47	31	40	39	40	38	40	30	56	49	27	44	55	48	41	42	42	38	55	26	41	40	43	52
3-IN APPROPRIATE WORDS	60																								
2-INCOMPREHENSIBLE SOUND	50																								
1-NONE	40																								
MOTOR	30																								
6-OBEYS	28																								
5-LOCALISES PAIN	26	56	59	63	56	68	70	58	54	64	56	47	68	54	62	60	61	55	66	60					
4-WITHDRAWS	24																								
3-FLECTION	22	↑	↑	↑	↑	↑	↑	↑	↓	↓	↓	↓	↓	↓	↓	↓	↓	↓	↓	↓	↓	↓	↓	↓	↓
2-EXTENSION	20																								
1-NONE	18	40	45	51	48	60	58	60	42	32	45	45	53	51	40	52	54								
	16																								
	14	↓	↓	↓	↓	↓	↓	↓	↓	↓	↓	↓	↓	↓	↓	↓	↓	↓	↓	↓	↓	↓	↓	↓	↓
	12																								
	10	31	37	44	44	56	60	58	4	47	36	29	42	41	40	50	45	36	40	50					
O2																									
SPO2		97	98	98	95	95	95	94	93	94	97	94	93	95	97	98	97	100	99	99	98	98	99	98	98
RBS																									
SUCTION																									
PHYSIOTHERAPY																									
AVPU		A	A	A	A	A	A	A	A	A	A	A	A	A	A	A	A	A	A	A	A	A	A	A	A

Signature of the Nurse: [Signature] Morning Shift: [Signature] Evening Shift: [Signature] Night Shift: [Signature]

Ref No. F/INPR/19

Patient Name :



NURSES ASSESSMENT CHART



I.P. No

Date : 27/5/26 Diagnosis : PT 31+ swks Weight : 1.50 kgs Chart No. 5

Guide	Time	8	9	10	11	12	13	14	15	16	17	18	19	20	21	22	23	24	1	2	3	4	5	6	7
COLOUR CODE	200																								
	210	112	165	154	152	174	160	144	100	144	146	181	224	196	147	152	156	165	157	121	151	147	152	166	144
RED - PULSE	200																								
BLACK - RESP	105																								
GREEN - TEMP	104																								
BLUE - NIBP	103																								
	102																								
	101																								
A- ALERT	100																								
V-VOICE	99	36.5	36.5	36.5	36.5	36.5	36.5	36.5	36.5	36.5	36.5	36.5	36.5	36.5	36.5	36.5	36.5	36.5	36.5	36.5	36.5	36.5	36.5	36.5	36.5
P-PAIN	98																								
U-UNRESPONSIVE	97																								
	96																								
VERBAL	95																								
5-ORIENTED	80	44	54	49	48	37	40	53	41	39	41	47	33	34	55	49	50	54	48	68	77	52	86	50	57
4-CONFUSED	70																								
3-IN APPROPRIATE WORDS	60																								
2-INCOMPREHENSIBLE SOUND	50																								
1-NONE	40																								
	35																								
MOTOR	30																								
6-OBEYS	28	58	59	60	57	54	56	59		62		56		57	67	61	56	68	65	63	61	63	62	51	54
5-LOCALISES PAIN	26																								
4-WITHDRAWS	24	↑	↑	↑	↑	↑	↑	↑																	
3-FLECTION	22																								
2-EXTENSION	20	48	47	48	44	45	46	48		46		46		45	47	53	47	50	47	52	48	52	49	46	43
1-NONE	18																								
	16	↓	↓	↓	↓	↓	↓	↓																	
	14																								
	12	40	41	40	40	40	40	41		40		42		40	38	40	43	45	40	46	42	46	43	43	37
	10																								
O2		96	98	99	96	98	91	99	99	97	97	98	96	97	98	99	100	100	99	94	95	96	91	94	90
SPO2																									
RBS																									
SUCTION																									
PHYSIOTHERAPY																									
AVPU		A	A	A	A	A	A	A	A	A	A	A	A	A	A	A	A	A	A	A	A	A	A	A	A

Signature of the Nurse : *[Signature]*

Morning Shift : *[Signature]*
27/5/26

Evening Shift : *[Signature]*
27/5/26

Night Shift : *[Signature]*
28/5/26 @ 8am

IH-00205204 IP-00060080

aby B/O K SUPRIYA TWIN-2

Ref No. F2-05-2026 0 Y 0 M 5 D (F)

r. SURENDER RAO DUSA

Patient N. 

I.P. No


Date : 28/5/26 Diagnosis : 31 + swks Weight : 1.50kg Chart No. : 7


NURSES ASSESSMENT CHART

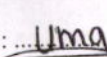


Guide	Time	8	9	10	11	12	13	14	15	16	17	18	19	20	21	22	23	24	1	2	3	4	5	6	7	
COLOUR CODE	200																									
	210	158	171	182	177	182	199	151	170	170	168	168	173	166	156	154	175	153	152	157	161	168	164	148	154	
RED - PULSE	200																									
BLACK - RESP	105	190																								
GREEN - TEMP	104	180																								
BLUE - NIBP	103	170																								
	102	160																								
	101	150																								
A- ALERT	100	140	98.6	98.6	98.4	98.6	98.6	96.6	96.6	98.6	98.6	98.6	98.6	98.6	98.6	98.6	98.6	98.6	98.6	98.6	98.6	98.6	98.6	98.6	98.6	
V-VOICE	99	130																								
P-PAIN	98	120																								
U-UNRESPONSIVE	97	110																								
	96	100																								
VERBAL	95	90																								
5-ORIENTED	80		47	47	58	51	40	41	57	41	46	61	52	61	72	48	46	43	49	43	55	56	63	51	61	50
4-CONFUSED	70																									
3-IN APPROPRIATE WORDS	60																									
2-INCOMPREHENSIBLE SOUND	50																									
1-NONE	40																									
	35																									
MOTOR	30		65	61	51	61	56	56	51	68	62	60	58	51	58	61	62	61	67	54	62	66	67	65	61	
6-OBEYS	28																									
5-LOCALISES PAIN	26																									
4-WITHDRAWS	24		43	53	38	50	41	48	40	53	47	43	40	38	40	53	51	47	58	50	47	57	57	54	47	
3-FLECTION	22																									
2-EXTENSION	20																									
1-NONE	18		30	50	32	53	31	28	36	40	38	30	28	33	31	44	45	40	54	45	39	50	50	48	42	
	16																									
	14																									
	12																									
	10																									
O2			97	97	99	100	100	100	98	99	97	96	97	98	99	97	97	99	96	97	97	97	99	98	100	99
SPO2																										
RBS																										
SUCTION																										
PHYSIOTHERAPY																										
AVPU			A	A	A	A	A	A	A	A	A	A	A	A	A	A	A	A	A	A	A	A	A	A	A	A

Signature of the Nurse :

Morning Shift : 
28/5 @ 2pm

Evening Shift : 
28/5 @ 8pm

Night Shift : 
29/5/26 @ 8AM

VIH-00205204

IP-00060080

Ref No. F/INPR/1

Baby B/O K SUPRIYA TWIN-2
22-05-2026 0 Y 0 M 6 D
Dr. SURENDER RAO DUSA

Patient Name :



I.P. No

Date : 29/5/26 Diagnosis : PT. 31 + 5 WKS Weight : Chart No. : 8

NURSES ASSESSMENT CHART



Guide	Time	8	9	10	11	12	13	14	15	16	17	18	19	20	21	22	23	24	1	2	3	4	5	6	7
COLOUR CODE	200																								
	210	148	173	152	151	156	152	160	150	158	161	179	150	169	166	152	172	153	157	153	147	152	148	156	139
RED - PULSE	200																								
BLACK - RESP	105																								
GREEN - TEMP	104																								
BLUE - NIBP	103																								
	102																								
	101																								
A- ALERT	100																								
V-VOICE	99	98.6	98.6	98.6	98.6	98.6	98.6	98.6	98.6	98.6	98.6	98.6	98.6	98.6	98.6	98.6	98.6	98.6	98.6	98.6	98.6	98.6	98.6	98.6	
P-PAIN	98																								
U-UNRESPONSIVE	97																								
	96																								
VERBAL	95	62	69	66	61	73	64	68	70	67	64	65	72		44	67	62	70	66	66	63	63	68	67	62
5-ORIENTED	80																								
4-CONFUSED	70	51	59	51	48	58	44	54	62	53	59	69	61												
3-IN APPROPRIATE WORDS	60																								
2-INCOMPREHENSIBLE SOUND	50																								
1-NONE	40	46	55	44	41	46	52	48	58	46	53	41	54		38	42	50	46	47	45	45	40	38	48	32
	35																								
MOTOR	30																								
6-OBEYS	28																								
5-LOCALISES PAIN	26																								
4-WITHDRAWS	24																								
3-FLECTION	22	54	51	50	51	49	51	53	52	52	44	58	50	57	46	57	58	60	53	49	54	54	54	58	48
2-EXTENSION	20																								
1-NONE	18																								
	16																								
	14																								
	12																								
	10																								
O2																									
SPO2		100	100	97	100	97	98	95	98	99	97	98	100	97	100	99	98	99	99	98	99	98	99	98	100
RBS		-	-	-	-	-	-	-	-	-	-	-	-	-	-	-	-	-	-	-	-	-	-	-	-
SUCTION		-	-	-	-	-	-	-	-	-	-	-	-	-	-	-	-	-	-	-	-	-	-	-	-
PHYSIOTHERAPY		-	-	-	-	-	-	-	-	-	-	-	-	-	-	-	-	-	-	-	-	-	-	-	-
AVPU		A	A	A	A	A	A	A	A	A	A	A	A	A	A	A	A	A	A	A	A	A	A	A	A

Signature of the Nurse :

Morning Shift : *[Signature]*
29/5 @ 2pm

Evening Shift : *[Signature]*
29/5 @ 8pm

Night Shift : *[Signature]*
30/5/26 @ 8AM

Ref No. F/INPR/19

VIH-00205204 IP-00060080

Baby B/O K SUPRIYA TWIN-2

22-05-2026 0 Y 0 M 7 D

Dr. SURENDER RAO DUSA

(F)

NURSES ASSESSMENT CHART



Patient Name :

I.P. No

Date : 30/5/26 Diagnosis : PT- 31 + 5 WK Weight : 1.51 Chart No. : 9

Guide	Time	8	9	10	11	12	13	14	15	16	17	18	19	20	21	22	23	24	1	2	3	4	5	6	7
COLOUR CODE	200																								
	210	155	149	160	158	155	142	154	151	153	150	121	129	169	147	148	148	143	159	152	152	166	158	157	157
RED - PULSE	200																								
BLACK - RESP	105	190																							
GREEN - TEMP	104	180																							
BLUE - NIBP	103	170																							
	102	160																							
	101	150																							
A- ALERT	100	140	98.6	98.6	98.6	98.6	98.6	98.6	98.6	98.6	98.6	98.6	98.6	98.6	98.6	98.6	98.6	98.6	98.6	98.6	98.6	98.6	98.6	98.6	98.6
V-VOICE	99	130																							
P-PAIN	98	120																							
U-UNRESPONSIVE	97	110																							
	96	100																							
VERBAL	95	90	58	55	58	68	66	64	74	61	67	64	66	61	66	69	68	68	50	57	58	57	59	70	63
5-ORIENTED	80																								
4-CONFUSED	70																								
3-IN APPROPRIATE WORDS	60	45	41	40																					
2-INCOMPREHENSIBLE SOUND	50				50	56	50	52	51	53	52	55	59	50	41	52	48	40	45	57	49	49	49	49	49
1-NONE	40																								
	35	41	45	45	56	56																			
MOTOR	30																								
6-OBEYS	28																								
5-LOCALISES PAIN	26																								
4-WITHDRAWS	24	20	50	45	37	38	43	51	43	45	51	35	45	48	37	46	44	50	53	43	43	45	46	42	56
3-FLECTION	22																								
2-EXTENSION	20																								
1-NONE	18																								
	16																								
	14																								
	12																								
	10																								
O2																									
SPO2			100	99	99	99	97	95	97	100	96	100	99	99	99	99	99	99	97	98	98	99	99	99	99
RBS			-	-	-	-	-	-	-	-	-	-	-	-	-	-	-	-	-	-	-	-	-	-	-
SUCTION			-	-	-	-	-	-	-	-	-	-	-	-	-	-	-	-	-	-	-	-	-	-	-
PHYSIOTHERAPY			-	-	-	-	-	-	-	-	-	-	-	-	-	-	-	-	-	-	-	-	-	-	-
AVPU			A	A	A	A	A	A	A	A	A	A	A	A	A	A	A	A	A	A	A	A	A	A	A

Signature of the Nurse :

Morning Shift : *[Signature]*
30/5
@ 2PM

Evening Shift : *[Signature]*
30/5/26
8pm

Night Shift : *[Signature]*
31/5/26
@ 8AM

VIH-00205204 IP-00060080


Ref No. F/INPR/Baby B/O K SUPRIYA TWIN-2
22-05-2026 0 Y 0 M 10 D (F)

Patient Name : Dr. SURENDER RAO DUSA



I.P. No

NURSES ASSESSMENT CHART



Date : 31/6/26 Diagnosis : PT 34⁷⁵ weeks Weight : 1.53 Chart No. : (13)

Guide	Time	8	9	10	11	12	13	14	15	16	17	18	19	20	21	22	23	24	1	2	3	4	5	6	7	
COLOUR CODE	200																									
	210																									
RED - PULSE	200	141	149	157	146	145	145	145	145	152	145	147	145	146	150	169	150	147	147	143	142	143	146	143	157	
BLACK - RESP	105	190																								
GREEN - TEMP	104	180																								
BLUE - NIBP	103	170																								
	102	160																								
	101	150																								
A- ALERT	100	140																								
V-VOICE	99	130	56.5	36.5	36.5	36.5	36.5	36.5	36.5	36.5	36.5	36.5	36.5	36.5	36.5	36.5	36.5	36.5	36.5	36.5	36.5	36.5	36.5	36.5	36.5	
P-PAIN	98	120																								
U-UNRESPONSIVE	97	110																								
	96	100																								
VERBAL	95	90	44	58	51	39	39	42	57	47	52	45	43	55	33	51	64	44	51	58	46	75	46	48	51	54
5-ORIENTED	80																									
4-CONFUSED	70																									
3-IN APPROPRIATE WORDS	60																									
2-INCOMPREHENSIBLE SOUND	50																									
1-NONE	40																									
	35																									
MOTOR	30	58	59	64	60	60	57	60	65	53	65	82	59	69	71	78	72	68	71	54	57	61	59	60	71	
6-OBEYS	28																									
5-LOCALISES PAIN	26																									
4-WITHDRAWS	24																									
3-FLECTION	22	39	44	49	47	47	48	44	44	48	50	70	38	59	60	70	78	64	71	68	71	58	64	71	68	
2-EXTENSION	20																									
1-NONE	18																									
	16																									
	14	29	36	43	38	38	38	36	38	39	41	64	48	53	58	41	34	47	50	28	34	41	47	49	51	
	12																									
	10																									
O2			99	99	98	99	99	99	98	98	97	99	99	99	99	99	99	99	100	98	97	99	100	98	97	97
SPO2																										
RBS																										
SUCTION																										
PHYSIOTHERAPY																										
AVPU			A	A	A	A	A	A	A	A	A	A	A	A	A	A	A	A	A	A	A	A	A	A	A	A

Signature of the Nurse : *Sherly*

Morning Shift : *Sherly*
31/6/26 @ 2pm

Evening Shift : *Robb*
8/6/26 @ 8pm

Night Shift : *Sherly*
4/6/26 @ 8am

VH-00205204 IP-00060080
 Baby B/O K SUPRIYA TWIN-2
 22-05-2026 0 Y 0 M 14 D (F)
 Dr. SURENDER RAO DUSA

Ref No. F/INPR/19

Patient Name :

I.P. No

Date : 4/6/26 Diagnosis : 31+5 weeks Weight : 1.52 Chart No. : 12

NURSES ASSESSMENT CHART



Guide	Time	8	9	10	11	12	13	14	15	16	17	18	19	20	21	22	23	24	1	2	3	4	5	6	7
COLOUR CODE	200																								
	210																								
RED - PULSE	200	158	165	158	142	142	154	142	169	159	158	152	153	160	143	160	159	155	149	156	165	162	150	162	158
BLACK - RESP	105																								
GREEN - TEMP	104																								
BLUE - NIBP	103																								
	102																								
	101																								
A- ALERT	100																								
V-VOICE	99																								
P-PAIN	98																								
U-UNRESPONSIVE	97																								
	96																								
	95																								
VERBAL	90	53	48	40	51	56	50	46	57	55	54	51	54	37	40	41	87	57	63	41	44	94	52	51	53
5-ORIENTED	80																								
4-CONFUSED	70																								
3-IN APPROPRIATE WORDS	60	70	79	68	61	61	46	52	61	59	52	64	65	70	64	60	60	62	62	62	66	64	62	59	60
2-INCOMPREHENSIBLE SOUND	50																								
1-NONE	40																								
	35																								
MOTOR	30	58	65	45	45	46	35	29	44	47	44	53	47	59	60	49	46	43	44	48	47	44	42	36	36
6-OBEYS	28																								
5-LOCALISES PAIN	26																								
4-WITHDRAWS	24																								
3-FLECTION	22	57	59	33	35	38	32	34	32	41	39	48	41	52	42	41	35	35	24	41	35	22	37	42	42
2-EXTENSION	20																								
1-NONE	18																								
	16																								
	14																								
	12																								
	10																								
O2		100	100	99	98	98	98	97	98	100	99	99	99	97	100	99	100	100	100	100	100	100	100	100	99
SPO2																									
RBS																									
SUCTION																									
PHYSIOTHERAPY																									
AVPU		A	A	A	A	A	A	A	A	A	A	A	A	A	A	A	A	A	A	A	A	A	A	A	A

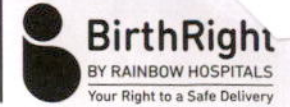
Signature of the Nurse : *[Signature]*

Morning Shift : *[Signature]*
 4/6/26
 2pm

Evening Shift : *[Signature]*
 4/6/26
 @ 5pm

Night Shift : *[Signature]*
 5/6/26
 @ 12am

NURSES ASSESSMENT CHART



Date: 01/06/26 Diagnosis: PT 31f 5 weeks Weight: 1.55 (kg ^{750 299mg}) Chart No.: 11

Guide	Time	8	9	10	11	12	13	14	15	16	17	18	19	20	21	22	23	24	1	2	3	4	5	6	7
COLOUR CODE	200																								
	210																								
RED - PULSE	200																								
BLACK - RESP	105	190	140	167	142	158	160	170	168	152	154	160	145	187	176	154	181	161	158	151	154	178	167	146	139
GREEN - TEMP	104	180																							
BLUE - NIBP	103	170																							
	102	160																							
	101	150																							
A- ALERT	100	140																							
V-VOICE	99	130	36.5	36.5	36.5	36.5	36.5	36.5	36.5	36.5	36.5	36.5	36.5	36.5	36.5	36.5	36.5	36.5	36.5	36.5	36.5	36.5	36.5	36.5	36.5
P-PAIN	98	120																							
U-UNRESPONSIVE	97	110																							
	96	100	47	44	59	56	61	46	56	58	39	42	43	55	50	48	38	45	46	45	56	57	61	45	51
VERBAL	95	90																							
5-ORIENTED	80																								
4-CONFUSED	70																								
3-IN APPROPRIATE WORDS	60																								
2-INCOMPREHENSIBLE SOUND	50																								
1-NONE	40																								
	35																								
MOTOR	30																								
6-OBEYS	28																								
5-LOCALISES PAIN	26	58	57	57	60	59	70	58	60		64	66	60	60	60	72	65	62	64	61	71	63	71	84	71
4-WITHDRAWS	24																								
3-FLECTION	22																								
2-EXTENSION	20	47	43	43	52	49	57	47	49		62	50	52	50											
1-NONE	18																								
	16																								
	14	44	35	36	44	45	51	44	43		54	41	47	48											
	12																								
	10																								
O2																									
SPO2		102	100	100	100	99	100	100	98	100	98	99	95	100	100	96	98	99	96	100					
RBS																									
SUCTION																									
PHYSIOTHERAPY																									
AVPU		A	A	A	A	A	A	A	A	A	A	A	A	A	A	A	A	A	A	A	A	A	A	A	A

Signature of the Nurse: Sherly

Morning Shift: [Signature]
1/6/26 @ 2pm.

Evening Shift: [Signature]
1/6/26 @ 8pm.

Night Shift: [Signature]
2/6/26 8am

WIH-00205204 IP-00060080
 Baby B/O K SUPRIYA TWIN-2
 22-05-2026 0 Y 0 M 10 D (F)
 Dr. SURENDER RAO DUSA


Ref No. F/INPR/19

Patient Name :

I.P. No

Date : 22/5/26 Diagnosis : PT - 31⁺5 weeks Weight : 1.50 kg Chart No. : 12

NURSES ASSESSMENT CHART



Guide	Time	8	9	10	11	12	13	14	15	16	17	18	19	20	21	22	23	24	1	2	3	4	5	6	7	
COLOUR CODE	200																									
	210																									
RED - PULSE	200	141	158	144	157	159	166	160	163	170	152	160	155	170	159	150	153	166	168	142	150	142	148	171	181	
BLACK - RESP	105	190																								
GREEN - TEMP	104	180																								
BLUE - NIBP	103	170																								
	102	160																								
	101	150																								
A- ALERT	100	140																								
V-VOICE	99	130	36.5	36.5	36.5	36.5	36.5	36.5	36.5	36.5	36.5	36.5	36.5	36.5	36.5	36.5	36.5	36.5	36.5	36.5	36.5	36.5	36.5	36.5	36.5	
P-PAIN	98	120																								
U-UNRESPONSIVE	97	110																								
	96	100																								
VERBAL	95	90	51	44	46	52	44	51	50	47	38	64	50	72	90	66	40	35	28	45	53	33	40	39	51	48
5-ORIENTED	80																									
4-CONFUSED	70																									
3-IN APPROPRIATE WORDS	60																									
2-INCOMPREHENSIBLE SOUND	50																									
1-NONE	40																									
	35																									
MOTOR	30																									
6-OBEYS	28																									
5-LOCALISES PAIN	26	51	55	59	58	61	63	50	63	72	54	61	68	71	68	71	78	71	76	98	68	71	78	71	78	
4-WITHDRAWS	24																									
3-FLECTION	22																									
2-EXTENSION	20	37	44	41	38	52	41	42	54	55	42	46	48	62	70	78	50	78	71	78	71	72	78	71	78	
1-NONE	18																									
	16																									
	14																									
	12	28	37	30	28	47	20	30	49	44	36	39	36	55	58	50	49	50	51	54	53	48	41	42	44	
	10																									
O2																										
SPO2																										
RBS																										
SUCTION																										
PHYSIOTHERAPY																										
AVPU																										

Signature of the Nurse : Sherly

Morning Shift : Sherly
26/26
@ 2pm

Evening Shift : Rbb
26/26
8pm

Night Shift : Suf
3/6
@ 8AM



FLUID CHART

Sheet No. : (1)

23/5/26.

- All measurements in ml.
- Add up each column separately. Make additions across the page to obtain 24 hrs. total of intake and output.

Date	Time	Nature of Fluid	Intake			Output					IV Site Thrombophlebitis Score	Sign. Nurse	
			Mouth	Route I.V	N.G	NG	Diarrhoea	Vomit	Drainage	Urine			
	08:00 am			50ml						10ml	0	} Shift 28/5 @ 2pm	
	09:00 am			9.9							0		
	10:00 am			5ml	2ml					10ml	0		
	11:00 am	Inj. Dabigatran		5ml							0		
	12:00 pm		0.3ml	3ml	3ml					10ml	0		
	01:00 pm		0.3ml	4ml							0		
Total Intake :			35.4ml			Total Output :					30ml		
23/5	02:00 pm		0.3	4ml	3ml						0	} Shift	
	03:00 pm		0.3	4ml						20ml	0		
	04:00 pm		0.3	6ml	3ml						0		
	05:00 pm		0.3	7.2ml	NPO					10ml	0		
	06:00 pm	Inj. Amoxicillin	0.3	7.2ml	NPO						0		
	07:00 pm		1.1	0.3	8.1	NPO				10ml	0		
Total Intake :			29.4ml			Total Output :					40ml		
	08:00 pm		1.1	0.3	6.1	NPO				10ml	0	} Shift	
	09:00 pm		1.1	0.3	6.1						0		
	10:00 pm		1.1	0.3	6.1	3ml.				20ml	0		
	11:00 pm		1.1	0.3	4.6						0		
	12:00 am		1.1	0.3	4.6	3ml.				10ml	0		
	01:00 am		1.1	0.2	4.6						0		
Total Intake :			46.5			Total Output :					30ml		
	02:00 am		1.1	0.3	4.6	3ml.				10ml	0	} Shift 28/5 @ 8am.	
	03:00 am		1.1	0.3	4.6						0		
	04:00 am		1.1	0.3	4.1	4ml				10ml	0		
	05:00 am		1.1	0.3	4.1						0		
	06:00 am		1.1	0.3	4.1	4ml				10ml	0		
	07:00 am		1.1	0.3	4.1						0		
Total Intake :			45 (168.3)			Total Output :					30ml (120)		

Total 24 hrs. Intake 91cc/kg/day

Total 24 hrs. Output 2.9cc/kg/day

wt 1.8kg - 100cc

Shift
28/5 @ 8am.

FLUID CHART

Sheet No. : 2A/5/26

- All measurements in ml.
- Add up each column separately. Make additions across the page to obtain 24 hrs. total of intake and output.

Date	Time	Nature of Fluid	Intake			Output				IV Site Thrombophlebitis Score	Sign. Nurse	
			Route	NG	Diarrhoea	Vomit	Drainage	Urine				
2A/5/26 EM			101.0ml Mouth	Route Amino I.V	keels O.G							
	08:00 am	Aptamil	2.9	1ml	6ml				10	0	Preetha 25/5/26 @ Raju	
	09:00 am		2.9	1ml		✓			15	0		
	10:00 am	Aptamil	2.9	1	7ml					0		
	11:00 am		2.9	1						0		
	12:00 pm	Aptamil	2.9	1.7	7ml	✓			15	0		
01:00 pm		3.2	1.7						0			
Total Intake : 45.2 ml			Total Output : 40 ml									
	02:00 pm	Aptamil	3.7	1.7	7ml		✓		10ml	0	Sumpal Sutostar @ 9pm	
	03:00 pm		3.1	1.7						0		
	04:00 pm	Aptamil	2.1	1.7	8ml		✓		20ml	0		
	05:00 pm		2.1	1.7						0		
	06:00 pm	Apta	2.1	1.7	8ml				10ml	0		
	07:00 pm		2.1	1.7						0		
Total Intake : 47.8 ml			Total Output : 40 ml									
	08:00 pm	Aptamil	2.1	1.7	8ml					0	Sumpal Sutostar @ 9pm	
	09:00 pm		2.1	1.7						0		
	10:00 pm	Aptamil	2.1	1.7	9ml		✓		10ml	0		
	11:00 pm		2.1	1.7						0		
	12:00 am		2.1	1.7	9ml				15ml	0		
	01:00 am		2.1	1.7						0		
Total Intake : 48.8			Total Output : 25ml									
	02:00 am		2.1	1.7	9ml					0	Sumpal Sutostar @ 9pm	
	03:00 am		2.1	1.7						0		
	04:00 am		1.6	1.7	10ml		✓		20ml	0		
	05:00 am		1.6	1.7						0		
	06:00 am		1.6	1.7	10ml				10ml	0		
	07:00 am		1.6	1.7						0		
Total Intake : 191.6ml			Total Output : 135ml									

Total 24 hrs. Intake ⇒ 126.0
~~126.0~~ cc/kg/day

Total 24 hrs. Output ⇒ 3.7 cc/kg/hr



FLUID CHART

Sheet No. : 2 25/5/26

J.P. - 19m

- All measurements in ml.
- Add up each column separately. Make additions across the page to obtain 24 hrs. total of intake and output.

Date	Time	Intake			Output					IV Site Thrombophlebitis Score	Sign. Nurse		
		Nature of Fluid	Route	Amount	NG	Diarrhoea	Vomit	Drainage	Urine				
			10% BSG Aminorex										
			Mouth	I.V	N.G								
	08:00 am	Artail	1.6	1.7	10ml					0		} 25/5/26 @2A	
	09:00 am		1.6	1.7						0			
	10:00 am	Artail	2.4ml	1.7	11ml		✓		20ml	0			
	11:00 am	1	2.4ml	1.7						0			
	12:00 pm	Artail	2.4ml	1.7	11ml					0			
	01:00 pm		2.4ml	1.7						0			
Total Intake : 55ml					Total Output : 20ml								
	02:00 pm	Artail	2.1ml	2.0	11ml					0		} Sumanyal 25/04/26 @2pm	
	03:00 pm		2.1ml	2.0						0			
	04:00 pm		2.1ml	2.0	12ml					0			
	05:00 pm		2.1ml	2.0				15ml		0			
	06:00 pm		2.1ml	2.0	12ml					0			
	07:00 pm		2.1ml	1.5			sonny ✓		10ml	0			
Total Intake : 71.1ml					Total Output : 25ml								
	08:00 pm		2.1ml	1.5	12ml					0		} Fandy 26/5/26 @8Am	
	09:00 pm		2.1ml	1.5						0			
	10:00 pm		2.2	1ml	13ml		✓		15ml	0			
	11:00 pm		2.2	1ml						0			
	12:00 am		2.2	1ml	13ml				10ml	0			
	01:00 am		2.2	1ml						0			
Total Intake : 58ml					Total Output : 25ml								
	02:00 am		2.2	1ml	13ml				15ml	0		} Fandy 26/5/26 @8Am	
	03:00 am		2.2	1ml						0			
	04:00 am		2.2	0.5	14ml					0			
	05:00 am		2.2	0.5						0			
	06:00 am		2.2	0.5	14ml		✓		20ml	0			
	07:00 am		2.2	0.5						0			
Total Intake : 58.2ml / 242.3ml					Total Output : 35ml / 105ml								

Total 24 hrs. Intake 145.0cc/kg/day

Total 24 hrs. Output 2.6cc/kg/hr



FLUID CHART

Sheet No. : (4)

26/5/26

214.2

- All measurements in ml.
- Add up each column separately. Make additions across the page to obtain 24 hrs. total of intake and output.

Date	Time	Nature of Fluid	Intake			Output					IV Site Thrombo-phlebitis Score	Sign. Nurse	
			Route	NG	Diarrhoea	Vomit	Drainage	Urine					
			0.500 Mouth	I.V	N.G								
	08:00 am	Aptail	2.2	0.5ml	14ml						0	} 26/5/26 @ 2pm	
	09:00 am		2.2ml	0.5ml						0			
	10:00 am	Aptail	2.2ml	8top	15ml		✓			30ml	0		
	11:00 am		2.2ml								0		
	12:00 pm	Aptail	2.2ml		15ml						0		
	01:00 pm		2.2								0		
Total Intake :			58.2 ml			Total Output :					80ml		
	02:00 pm	Aptail	2.2		15ml						0	} 26/5/26 @ 2pm	
	03:00 pm		2.2							15ml	0		
	04:00 pm	Aptail	1.0		16ml						0		
	05:00 pm		1.0								0		
	06:00 pm	Aptail	1.0		16ml		✓				0		
	07:00 pm		1.0							15ml	0		
Total Intake :			55.4 ml			Total Output :					80		
	08:00 pm	Aptail	1.0		16ml						0	} 26/5/26 @ 2pm	
	09:00 pm		8top				✓				0		
	10:00 pm	Aptail			17ml					20ml	0		
	11:00 pm										0		
	12:00 am	Aptail			17ml					10ml	0		
	01:00 am										0		
Total Intake :			50.1			Total Output :					30		
	02:00 am	Aptail			17ml						0	} 26/5/26 @ 2pm	
	03:00 am										0		
	04:00 am	Aptail			18ml		✓			20ml	0		
	05:00 am										0		
	06:00 am	Aptail			18ml					10ml	0		
	07:00 am										0		
Total Intake :			216.7 ml			Total Output :					120ml		

Total 24 hrs. Intake ⇒ 144.4 cc/kg/day

Total 24 hrs. Output ⇒ 3.3 cc/kg/hr

FLUID CHART

Sheet No. : 6

27/5/26

- All measurements in ml.
- Add up each column separately. Make additions across the page to obtain 24 hrs. total of intake and output.

Date	Time	Nature of Fluid	Intake			Output					IV Site Thrombo-phlebitis Score	Sign. Nurse	
			Route			NG	Diarrhoea	Vomit	Drainage	Urine			
			Mouth	I.V	N.G								
	08:00 am	Aptamil			18ml								
	09:00 am										0		} 27/5/26 2m
	10:00 am	Aptamil			18ml		✓				0		
	11:00 am								30ml		0		
	12:00 pm	Aptamil									0		
	01:00 pm				10ml						0		
											0		
Total Intake :			55ml			Total Output :							
	02:00 pm	Aptamil			19ml		✓			20ml	0		} 28/5/26 2m
	03:00 pm										0		
	04:00 pm	Aptamil			20ml					10ml	0		
	05:00 pm										0		
	06:00 pm	Aptamil			20ml		✓				0		
	07:00 pm										0		
Total Intake :			59ml			Total Output :					15ml	0	
	08:00 pm	Aptamil			21ml						0		} 28/5/26 2m
	09:00 pm										0		
	10:00 pm	Aptamil			21ml		✓			18ml	0		
	11:00 pm										0		
	12:00 am	Aptamil			22ml		✓			20ml	0		
	01:00 am										0		
Total Intake :			64ml			Total Output :					45ml	0	
	02:00 am	Aptamil			22ml						0		} 28/5/26 2m
	03:00 am										0		
	04:00 am	Aptamil			22ml		✓			20ml	0		
	05:00 am										0		
	06:00 am	Aptamil			22ml		✓			20ml	0		
	07:00 am										0		
Total Intake :			66ml			Total Output :					38ml	0	
Total 24 hrs. Intake		244ml ⇒ 146.9cc/kg/day											
Total 24 hrs. Output		153ml ⇒ 3.8cc/kg/hr											

AH-00205204 IP-00060080
 Baby B/O K SUPRIYA TWIN-2
 12-05-2026 0 Y 0 M 5 D (F)
 Dr. SURENDER RAO DUSA



FLUID CHART

Sheet No. : 7 28/5/26

1. All measurements in ml.
2. Add up each column separately. Make additions across the page to obtain 24 hrs. total of intake and output.

Date	Time	Nature of Fluid	Intake			Output						Sign. Nurse
			Route			NG	Diarrhoea	Vomit	Drainage	Urine	IV Site Thrombophlebitis Score	
			Mouth	I.V	N.G							
	08:00 am	Aptamil			23ml						0	} 28/5/26
	09:00 am								15ml	0		
	10:00 am	Aptamil			23ml		✓			0		
	11:00 am									0		
	12:00 pm	Aptamil			23ml				20ml	0		
	01:00 pm									0		
Total Intake : 69 ml					Total Output : 35 ml							
	02:00 pm	Aptamil			23ml					15ml	0	} 28/5/26 @ 8 PM
	03:00 pm									0		
	04:00 pm	Aptamil			23ml		✓			0		
	05:00 pm									0		
	06:00 pm	Aptamil			23ml				10ml	0		
	07:00 pm									0		
Total Intake : 69					Total Output : 25 ml							
	08:00 pm	Aptamil			23ml		✓			20ml	0	} 29/5/26 @ 8 AM
	09:00 pm									0		
	10:00 pm	Aptamil			23ml					0		
	11:00 pm								15ml	0		
	12:00 am	Aptamil			23ml		✓			0		
	01:00 am								10ml	0		
Total Intake : 69 ml					Total Output : 45 ml							
	02:00 am	Aptamil			23ml					20ml	0	} 29/5/26 @ 8 AM
	03:00 am									0		
	04:00 am	Aptamil			23ml		✓			0		
	05:00 am								10ml	0		
	06:00 am	Aptamil			23ml					0		
	07:00 am								15ml	0		
Total Intake : 86 ml					Total Output : 45 ml							

Total 24 hrs. Intake 276 ml =) 166.2 cc/kg/day

Total 24 hrs. Output 150 ml =) 3.7 cc/kg/day

VH-00205204 IP-00060080
 Baby B/O K SUPRIYA TWIN-2 (F)
 22-05-2026 0 Y 0 M 6 D
 Dr. SURENDER RAO DUSA



FLUID CHART

Sheet No. : 8

29/5/2026

- All measurements in ml.
- Add up each column separately. Make additions across the page to obtain 24 hrs. total of intake and output.

Date	Time	Nature of Fluid	Intake			Output					IV Site Thrombophlebitis Score	Sign. Nurse
			Route			NG	Diarrhoea	Vomit	Drainage	Urine		
			Mouth	I.V	N.G							
	08:00 am	Aptamil			23ml				✓	15ml	0	} @ 8pm
	09:00 am									0		
	10:00 am	Aptamil			23ml					0		
	11:00 am									0		
	12:00 pm	Aptamil			23 ml					20 ml	0	
	01:00 pm							✓		0	0	
Total Intake :			69 ml			Total Output :			35 ml			
	02:00 pm	Aptamil			23ml		✓			15ml	0	} @ 8pm
	03:00 pm									0		
	04:00 pm	Aptamil			23 ml					10ml	0	
	05:00 pm									0		
	06:00 pm	Aptamil			23ml		✓			10ml	0	
	07:00 pm									0	0	
Total Intake :			69 ml			Total Output :			35 ml			
	08:00 pm	Aptamil			23ml					10ml	0	} @ 8pm
	09:00 pm									0		
	10:00 pm	Aptamil			23ml		✓			15ml	0	
	11:00 pm									0		
	12:00 am	Aptamil			23ml					20ml	0	
	01:00 am									0	0	
Total Intake :			69			Total Output :			45ml			
	02:00 am	Aptamil			23ml		✓			10ml	0	} @ 8AM
	03:00 am									0		
	04:00 am	Aptamil			23ml					20ml	0	
	05:00 am									0		
	06:00 am	Aptamil			23ml		✓			10ml	0	
	07:00 am									0	0	
Total Intake :			69			Total Output :			40ml			
Total 24 hrs. Intake		276 ml - 166.2 cc/kg/day				Total 24 hrs. Output		155 ml = 3.8 cc/kg/day				

VIH-00205204 IP-00080080
 Baby B/O K SUPRIYA TWIN-2
 22-05-2026 0 Y 0 M 7 D (F)
 Dr. SURENDER RAO DUSA



FLUID CHART

Sheet No. : 9

30/5/26

1. All measurements in ml.
2. Add up each column separately. Make additions across the page to obtain 24 hrs. total of intake and output.

Date	Time	Nature of Fluid	Intake			Output					IV Site Thrombophlebitis Score	Sign. Nurse
			Mouth	I.V	N.G	NG	Diarrhoea	Vomit	Drainage	Urine		
	08:00 am				25ml		✓			15ml		Shovan 30/5/26 Jpn
	09:00 am											
	10:00 am				26ml							
	11:00 am											
	12:00 pm	EBM Aplan			25ml		✓			20ml		
	01:00 pm											
Total Intake :			73ml			Total Output :					35ml	
	02:00 pm	Aptan			26ml					10ml	0	Sandhya 30/5/26 8pm
	03:00 pm										0	
	04:00 pm	Aptan			26ml		✓			15ml	0	
	05:00 pm										0	
	06:00 pm	Aptan			26ml					10ml	0	
	07:00 pm										0	
Total Intake :			78ml			Total Output :					35ml	
	08:00 pm	Aptan			26ml		✓	✓		15ml	0	Sandhya 30/5/26 8pm
	09:00 pm										0	
	10:00 pm	Aptan			26ml					15ml	0	
	11:00 pm										0	
	12:00 am	Aptan			26ml					20ml	0	
	01:00 am										0	
Total Intake :			78ml			Total Output :					40ml	
	02:00 am	Aptan			26ml						0	Sakha 30/5/26 Rajni
	03:00 am										0	
	04:00 am	Aptan			26ml		✓			15	0	
	05:00 am										0	
	06:00 am	Aptan			26ml					15	0	
	07:00 am										0	
Total Intake :			78ml → 307ml			Total Output :					30ml → 140ml	

26
26
52
26
78

Total 24 hrs. Intake 184.9 cc/kg/day

Total 24 hrs. Output 3.5 cc/kg/Hr



FLUID CHART

Sheet No. : 4

01/06/26

- All measurements in ml.
- Add up each column separately. Make additions across the page to obtain 24 hrs. total of intake and output.

Date	Time	Nature of Fluid	Intake			Output					IV Site Thrombo-phlebitis Score	Sign. Nurse	
			Mouth	I.V	NG	NG	Diarrhoea	Vomit	Drainage	Urine			
	08:00 am	Aptamil	15ml								10ml		
	09:00 am												
	10:00 am	Aptamil	25ml								10ml		
	11:00 am												
	12:00 pm	Aptamil	20ml								10ml		
	01:00 pm												
Total Intake : 60 ml.									Total Output : 30ml				
	02:00 pm	EBM	25ml										
	03:00 pm												
	04:00 pm	Aptamil	25ml								10		
	05:00 pm												
	06:00 pm	Aptamil	25ml								15ml		
	07:00 pm												
Total Intake : 75 ml									Total Output : 25ml				
	08:00 pm	Aptamil											
	09:00 pm												
	10:00 pm	Aptamil											
	11:00 pm										15ml		
	12:00 am												
	01:00 am										10ml		
Total Intake : 78 ml									Total Output : 25ml				
	02:00 am	Aptamil											
	03:00 am												
	04:00 am	Aptamil											
	05:00 am												
	06:00 am	Aptamil											
	07:00 am												
Total Intake : 78 ml / 291 ml									Total Output : 35 ml / 115 ml				
Total 24 hrs. Intake		175 cc / kg / day				Total 24 hrs. Output		2.8 cc / kg / hr					



FLUID CHART

Sheet No. : 12

2/6/26

- All measurements in ml.
- Add up each column separately. Make additions across the page to obtain 24 hrs. total of intake and output.

Date	Time	Nature of Fluid	Intake			Output					IV Site Thrombo-phlebitis Score	Sign. Nurse	
			Mouth	I.V	N.G	NG	Diarrhoea	Vomit	Drainage	Urine			
	08:00 am	Aptamil			26ml		✓			10ml			
	09:00 am												
	10:00 am	Aptamil 30ml.								15ml.			
	11:00 am												
	12:00 pm	Aptamil 30ml.								15 ml.			
	01:00 pm												
Total Intake : 86 ml.			Total Output : 40 ml.										
	02:00 pm	Aptamil 20ml								10ml			
	03:00 pm												
	04:00 pm	Aptamil 25ml					✓			10 ml.			
	05:00 pm												
	06:00 pm	Aptamil 25ml.					✓			15ml.			
	07:00 pm												
Total Intake : 70 ml			Total Output : 25 ml										
	08:00 pm	Aptamil 25ml					✓			15ml			
	09:00 pm												
	10:00 pm	Aptamil 20 ml								20ml			
	11:00 pm												
	12:00 am	Aptamil			26ml		✓						
	01:00 am												
Total Intake : 71 ml			Total Output : 35 ml										
	02:00 am	Aptamil			26ml					25ml			
	03:00 am												
	04:00 am	Aptamil			26ml								
	05:00 am						✓			20ml			
	06:00 am	Aptamil			26ml								
	07:00 am												
Total Intake : 78 ml			Total Output : 35 ml										
Total Intake : 298 ml			Total Output : 135 ml										
Total 24 hrs. Intake		176 cc / kg / day											
Total 24 hrs. Output		3.3 cc / kg / hr											



FLUID CHART


Sheet No. : (3)

3/6/26

- All measurements in ml.
- Add up each column separately. Make additions across the page to obtain 24 hrs. total of intake and output.

Date	Time	Nature of Fluid	Intake			Output					IV Site Thrombophlebitis Score	Sign. Nurse
			Route			NG	Diarrhoea	Vomit	Drainage	Urine		
			Mouth	I.V	N.G							
	08:00 am	Aptamil			26ml							
	09:00 am											
	10:00 am	EBM	25ml				✓		15ml			
	11:00 am											
	12:00 pm	Aptamil	20ml									
	01:00 pm						✓		10ml			Shy
Total Intake : 71 ml.						Total Output : 25 ml.						3/6/26 @ 3pm
	02:00 pm	Aptamil	25ml									
	03:00 pm											
	04:00 pm	Aptamil	25ml				✓		15ml			Rishi
	05:00 pm											
	06:00 pm	Aptamil	20ml				✓		15ml			3/6/26 @ 8pm
	07:00 pm											
Total Intake : 40 ml						Total Output : 30 ml.						
	08:00 pm	Aptamil	25ml				✓		10ml			
	09:00 pm											
	10:00 pm	Aptamil	22ml									
	11:00 pm											
	12:00 am	Aptamil	20ml						15ml			
	01:00 am						✓					
Total Intake : 47 ml						Total Output : 25 ml.						
	02:00 am	Aptamil	25ml									
	03:00 am											
	04:00 am	Aptamil	20ml						20ml			
	05:00 am											
	06:00 am	Aptamil	20ml				✓		10ml			
	07:00 am											
Total Intake : 65 ml / 253 ml						Total Output : 30 ml / 110 ml						
Total 24 hrs. Intake		152 CC / Kg / day				Total 24 hrs. Output		2.76 CC / Kg / hr				

VIH-00205204 IP-00060080
 Baby B/O K SUPRIYA TWIN-2
 22-05-2026 0 Y 0 M 14 D (F)
 Dr. SURENDER RAO DUSA



FLUID CHART

Sheet No. : 1cf

- All measurements in ml.
- Add up each column separately. Make additions across the page to obtain 24 hrs. total of intake and output.

Date	Time	Nature of Fluid	Intake			Output					IV Site Thrombo-phlebitis Score	Sign. Nurse
			Route			NG	Diarrhoea	Vomit	Drainage	Urine		
			Mouth	I.V	N.G							
	08:00 am	Appt	25ml								0	<div style="font-size: 2em; font-weight: bold;">}</div> 9/6/26 2p
	09:00 am									0		
	10:00 am	Appt	30ml						20ml	0		
	11:00 am									0		
	12:00 pm	Appt	25ml							0		
	01:00 pm								10ml	0		
Total Intake :			80ml			Total Output : 30ml						
	02:00 pm	CBM	25.								0	<div style="font-size: 2em; font-weight: bold;">}</div> 9/6/26 2p Rekha 9/6/26 2p 8pm
	03:00 pm											
	04:00 pm	Appt	20									
	05:00 pm								10ml			
	06:00 pm	Appt	25						15ml			
	07:00 pm											
Total Intake :			40ml			Total Output : 25ml						
	08:00 pm	Appt	20ml									<div style="font-size: 2em; font-weight: bold;">}</div> 9/6/26 2p 8pm
	09:00 pm											
	10:00 pm	Appt	30ml									
	11:00 pm											
	12:00 am	Appt	30ml									
	01:00 am	Appt	30ml						5ml			
Total Intake :			110ml			Total Output : 5ml						
	02:00 am	Appt	30ml									<div style="font-size: 2em; font-weight: bold;">}</div> 9/6/26 2p 8pm
	03:00 am	Appt	30ml									
	04:00 am	Appt	30ml									
	05:00 am											
	06:00 am	Appt	30ml									
	07:00 am											
Total Intake :			120ml			Total Output : 113ml						
Total 24 hrs. Intake			189.5ml/kg/day			Total 24 hrs. Output					3.5ml/kg/hr	